



Partnering for Value Chain Sustainability

Sustainability Report 2024-25

Nakoda Chemicals Limited

Plot No: 64/A & 65/B, Phase 1, IDA Jeedimetla, Hyderabad, Telangana 500055, INDIA

Tel: +91 40 2344 7755 / 56 / 57, Fax: +91 40 2344 7754

Email: esg@nakodachemicals.com, info@nakodachemical.com

Contents



S No	Topic	Page No
1	Message from the Managing Director	3
2	About Our Company	4-5
3	How We Work	6
4	About The Report	7-8
5	Our ESG Governance Management Systems Framework	9
6	Our Performances for FY2024-25 vs Targets FY2034-35 to Achieve Relevant SDGs	10
7	Energy & GHG Reductions	11-16
8	Environmental Sustainability	17-30
9	Health & Safety	31-35
10	Labour & Human Rights	36-46
11	Sustainable Procurement	47-50
12	Governance & Ethics	51-56
13	Awareness Trainings on ESG	57-62
14	PSCI & Other ESG Audits Updates	63-66
15	Certifications & Awards	67-72
16	Our Corporate Social Responsibilities for SDGs Implementation	73-77
17	Abbreviations	78
18	Contact Us	79

Message from the Managing Director



Dear Stakeholders,

I am pleased to communicate that **Nakoda Chemicals Limited** supports Nine Thematic Pillars of Business Responsibility under India's National Guidelines on Responsible Business Conduct (**NGRBC**), Ten Principles of the United Nations Global Compact (**UNGC**), The Pharmaceutical Supply Chain Initiative (**PSCI**) Principles for Responsible Supply Chain Management covering environment, occupational health & safety, human rights, labour rights, anti-corruption and governance as part of Environment Social Governance (**ESG**).

With this communication, we express our commitment to making the NGRBC and UNGC and their ESG Principles part of our strategy, policies, processes, reviews, objectives, targets and work culture in day-to-day operations and to engage in collaborative initiatives with our value chain partners to advance the Sustainable Development Goals.

Our company, being participants in the NGRBC and the UNGC, has endeavoured to present its maiden Sustainability Report FY2024-25 highlighting its commitment, actions and progress made through implementation of these National and International EGS Principles through appropriate management systems in our operations and value chain partners.

As a responsible corporate, we support accountability and transparency and commit to report the continuous efforts made in our common journey towards Sustainability through this Annual Communication by disclosing our performances in the areas of **environment, occupational health & safety, human rights, labour rights, anti-corruption and governance**.

I sincerely hope that our continued commitment to the NGRBC and the UNGC ESG Principles would strengthen our collective resolve to create responsible and sustainable value chains through **"Partnering for Value Chain Sustainability"**.

Set ambitious Near-Term SBTi targets of 63% reduction in Scope 1 & Scope 2 GHG emissions by 2035, which is under validation by SBTi and planning for Long-Term Net Zero GHG Emissions by 2050.

Sincerely yours,
R. K. Agrawal
Managing Director



About Our Company

Nakoda Chemicals Limited reflects itself internationally, as one of the major companies which are in the business of Manufacturing and Marketing Bulk Active Pharmaceutical Ingredients (APIs), Intermediates, Specialty Chemicals, and Custom Synthesis Products. Incorporated in the Year 1989, the company has over three decades of experience in catering to the needs of both domestic and international markets including the highly demanding regulated markets.

Propelled by Mr. R.K. Agrawal - Managing Director, a B. Tech. Chemical Engineer with more than 40 years of experience in Chemical and Process Industries and an eminent personality who has won prestigious awards for his contribution to the industry in particular and society at large, the company is forging ahead with its Impeccable Team, GMP Compliance manufacturing facilities, validated process technology and overall, the Vision, Mission, and Philosophies over which it is pillared to meet the global standards.

100⁺

SPECIALISTS

25⁺

PRODUCTS

30⁺

YEARS OF EXPERIENCE



About Our Company

- Located in a designated Industrial Development Area IDA Jeedimetla, Hyderabad, Telangana, India – the Company speaks of its success through its principles and standards in maintaining Quality at every level & Customized Product development from lab level to commercial level, and its competency in delivering High-Quality products within the stipulated Time Limit.
- The Company is run by qualified and well-experienced management professionals to ensure that all operations are reliable, stable, and excellent in quality.
- Besides WHO-GMP certification, the Company is also inspected and approved by various regulatory agencies such as US-FDA, Korean FDA, TGA, and PMDA for GMP Compliance.
- **ISO 9001:2015, ISO 14001:2015, ISO 45001:2018, ISO 50001:2018 Certified API Manufacturing Company**
- **An SA8000:2014 Compliance Certified API Manufacturing Company**
- **World-Class Infrastructure**
- **Inspected & Approved by US-FDA | TGA | MFDS | PMDA**

70+

COUNTRIES

200+

EMPLOYEES

15+

CERTIFICATIONS



How We Work

How We Work

 **Organizational Management**

 **Focus on Goals**

 **Developing New Products**



Vision

To be a reliable API supplier by catering to every need of customers regarding API and co-related products through research & Development.



Mission

To strengthen the trust & Confidence of our esteemed clientele by maintaining high standards in terms of Quality Documentation and Service



Quality Control

The responsibility begins with framing specifications for raw materials and vendor selection and then goes on to production processes

Sustainability & ESG

Committed to Responsible Business Practices as envisaged under the NGRBC, UNGC, PSCI, ETI Code, GHG Protocols, SBTi & GRI Standards.



United Nations
Global Compact



SCIENCE
BASED
TARGETS

DRIVING AMBITIOUS CORPORATE CLIMATE ACTION



GREENHOUSE
GAS PROTOCOL



**INDIA
GHG
PROGRAM**

Promoting profitable, sustainable
and competitive businesses.

About The Report



This report outlines our non-financial performances for the Environmental and Social Pillars of Sustainability including Business Ethics for the Financial Year 2024-25 starting from 01 Apr 2024 to 31 Mar 2025. As part of our commitment to transparency and accountability, we publish this report annually to ensure that our valued stakeholders receive a comprehensive and up-to-date overview of our Sustainability & ESG initiatives, progress, achievements and ambitions.

We value open communication and actively seek feedback from our valued stakeholders. If you have any feedback on this report, please reach out to us at esg@nakodachemicals.com.

Objective

We are happy to share NCL's maiden Sustainability Report FY2024-25 with the objective of communicating our ESG related strategy, policies, processes, outcomes on continual improvement journey with our valued Stakeholders. This report presents an overview of the implemented ESG Governance & Management Systems Framework aligned with our Purpose **"Partnering for Value Chain Sustainability"**, and Our Performances in the areas of Ethics, Human Rights, Labour Rights, Occupational Health & Safety, Environmental Sustainability and Supplier Sustainability.

Reporting Principles

Our Sustainability Report FY2024-25 is prepared in accordance with the requirements of NGRBC, UNGC, SBTi, PSCI, RCGC and AMR highlighting key milestones in our ongoing commitment to sustainability. In our effort to plan for actions, we have adopted Global Reporting Initiatives (GRI) linked to relevant SDGs under NGRBC and UNGC to set our goals under the sustainability framework.

We have incorporated our **ESG Management Systems Framework** encompassing the following core focus areas to support our purpose **"Partnering for Value Chain Sustainability"**:

- Sustainable Health & Safety
- Sustainable Social Standing
- Sustainable Environment
- Sustainable Procurement

About The Report



Scope & Boundary

Our efforts towards Sustainability cover our Operations and R&D located at:

Nakoda Chemicals Limited


Plot No: 64/A & 65/B, Phase 1
IDA Jeedimetla, Hyderabad
Telangana 500055, INDIA

Sustainable Development Goals for FY2024-25

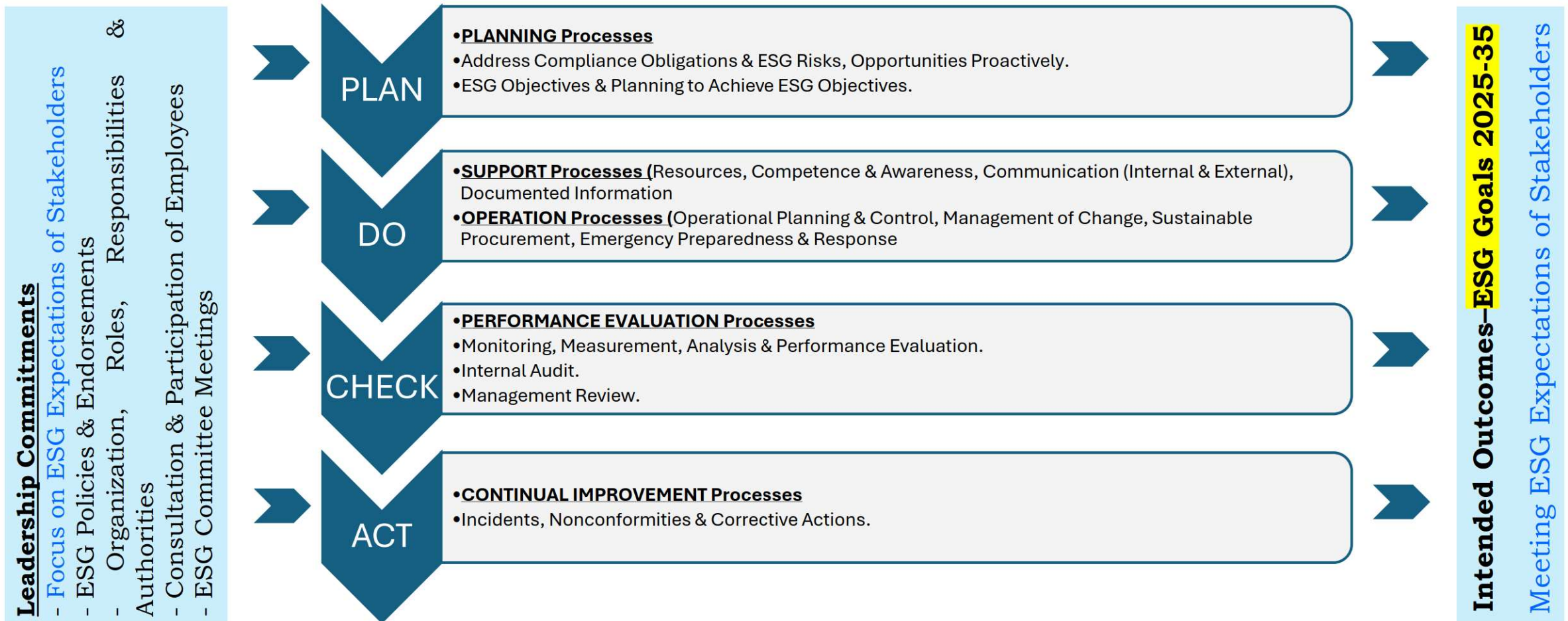
NCL identifies and prioritizes the SDGs which are most relevant to its business operations and value chain partners. This alignment is in line with our commitment to NGRBC and UNGC to drive our strategic initiatives and create positive impacts on environment and social pillars of sustainability supporting NCL's sustainable growth as a responsible corporate.

Reporting Period:
Apr 2024 - Mar 2025

Reporting Cycle:
Annual



Our ESG Governance Management Systems Framework



NCL has implemented EHS, Labour Rights, Human Rights, Ethics and Sustainable Procurement related Management Systems (ISO 14001:2015 Environment, ISO 50001:2018 Energy, ISO 45001:2018 Occupational Health & Safety & SA 8000:2014 Social Accountability) & obtained Third Party Certifications.

Our Performances for FY2024-25 vs Targets FY2034-35 to Achieve Relevant SDGs



Energy & GHG Reductions



United Nations
Global Compact



SCIENCE
BASED
TARGETS
DRIVING AMBITIOUS CORPORATE CLIMATE ACTION



GREENHOUSE
GAS PROTOCOL



INDIA
GHG
PROGRAM
Promoting profitable, sustainable
and competitive businesses.

Material Topic-Energy & GHG Reductions



- **Policy Commitment**

- a) Monitor and reduce GHG emissions and support its suppliers to do the same.
- b) Commit to the SBTi and support climate change mitigation in the value chains in a phased manner through Near-term and Net-zero Science Based Targets (SBTs).
- c) Submitted Near-Term SBTi Committed to reduce 63% Scope 1 and Scope 2 GHG Emissions (SBTs) by 2025. Currently SBTs is under validation stage by SBTi Target Analyst Team.



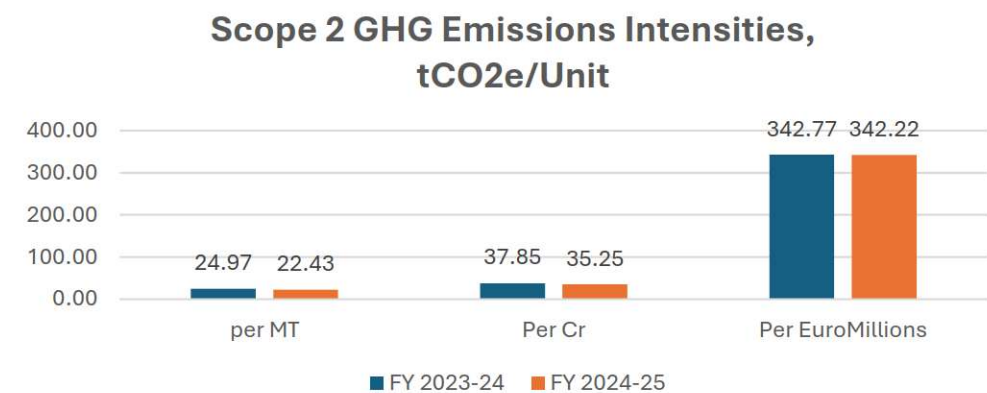
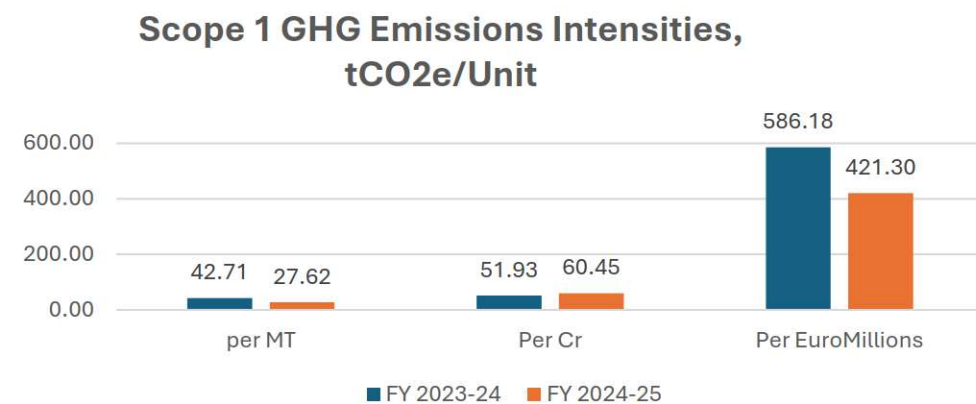
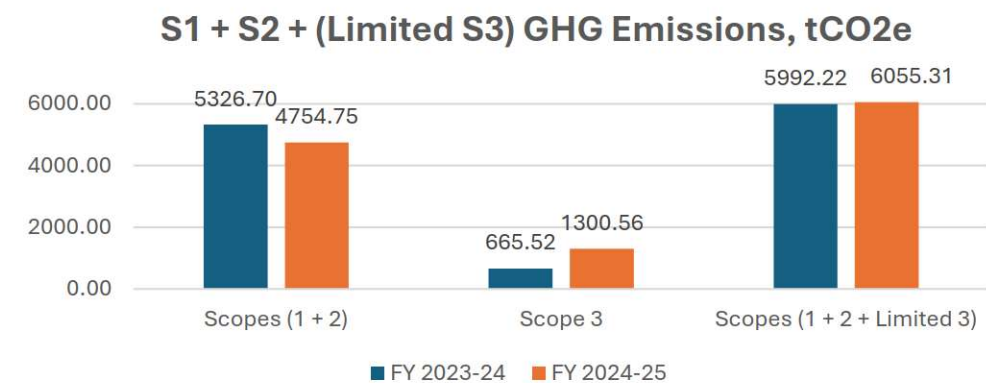
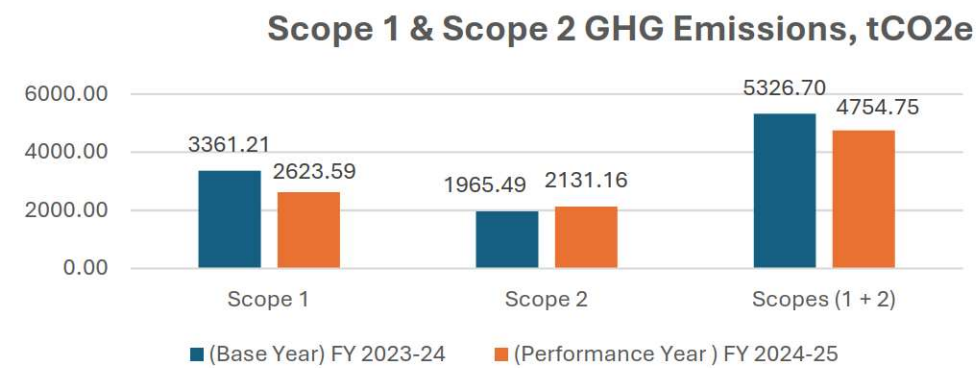
- **Actions implemented**

- a) Implemented Energy Management Systems (EnMS) and set EnMS objectives at relevant functions, level, and processes.
- b) Plans are in place to achieve management objective including the roadmap, responsibility with targets and availability of resources.

Material Topic-Energy & GHG Reductions



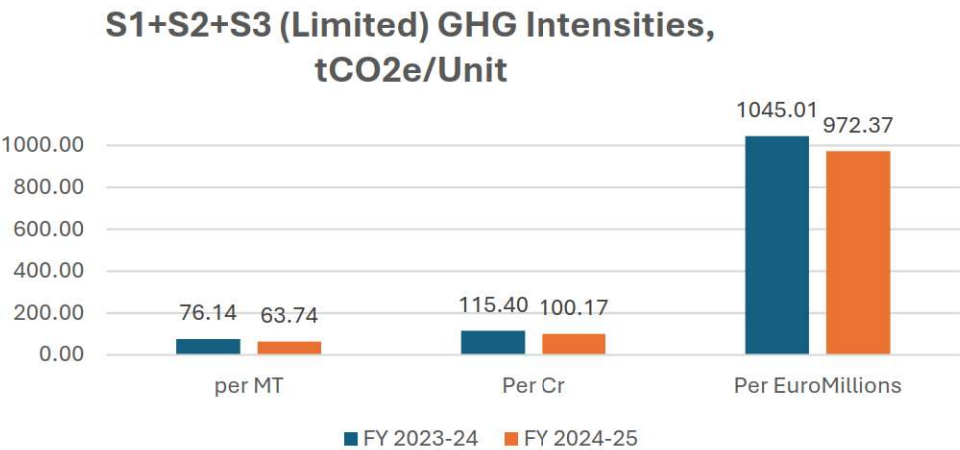
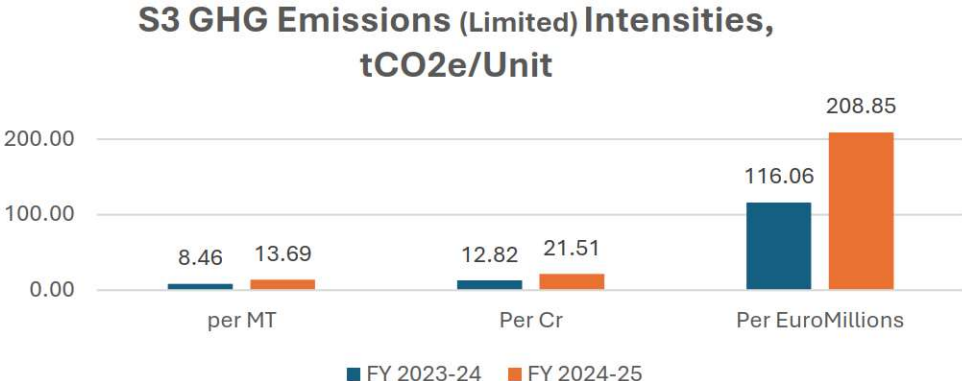
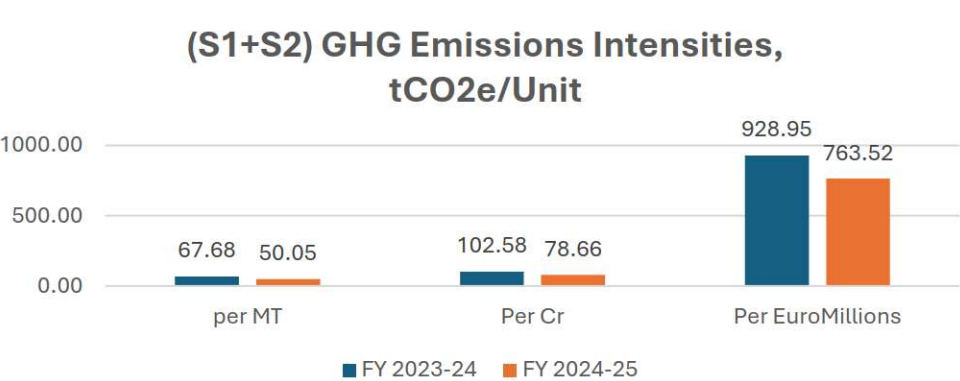
- **Outcomes achieved**
- Performances for FY2023-24 & FY2024-25 are shown below:



Material Topic-Energy & GHG Reductions



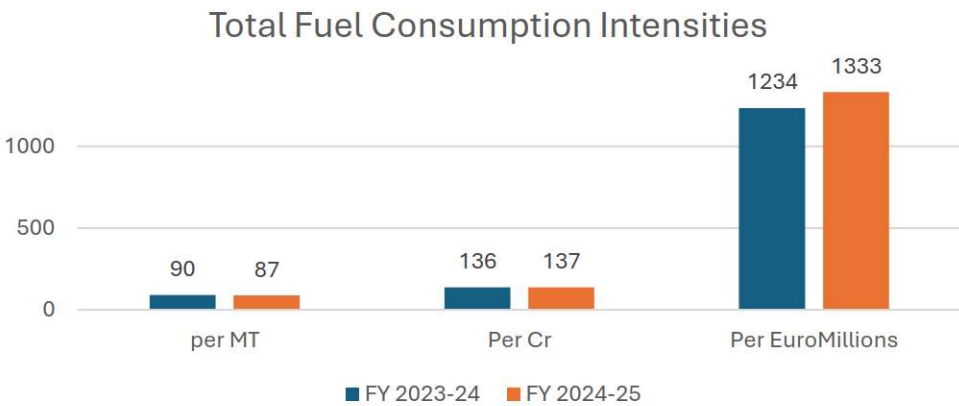
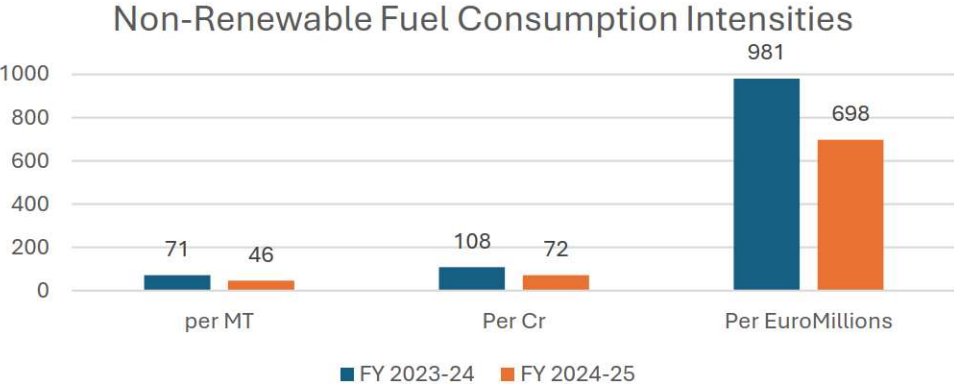
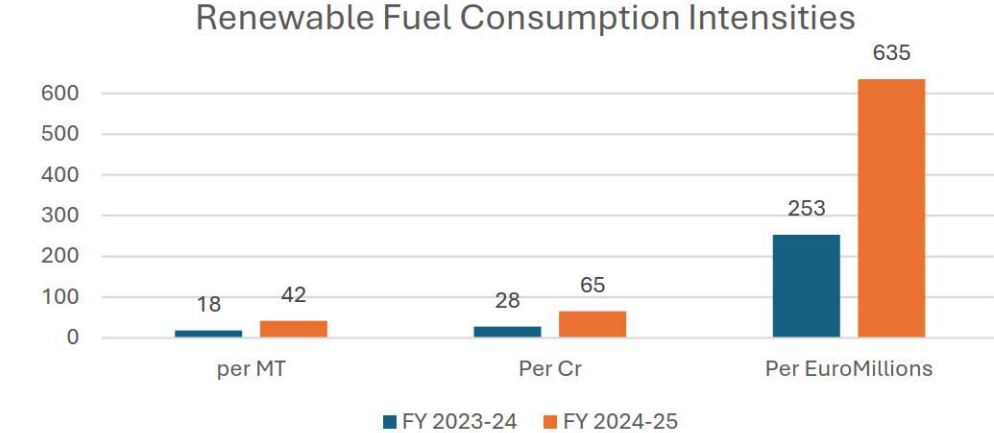
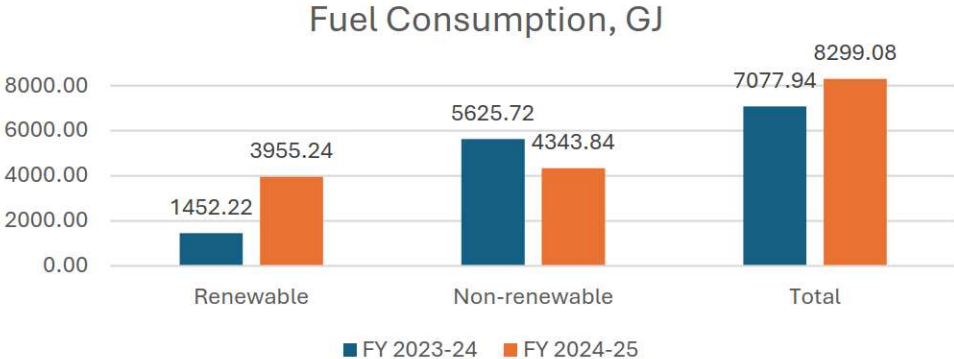
- Outcomes achieved
- Performances for FY2023-24 & FY2024-25 are shown below:



Material Topic-Energy & GHG Reductions



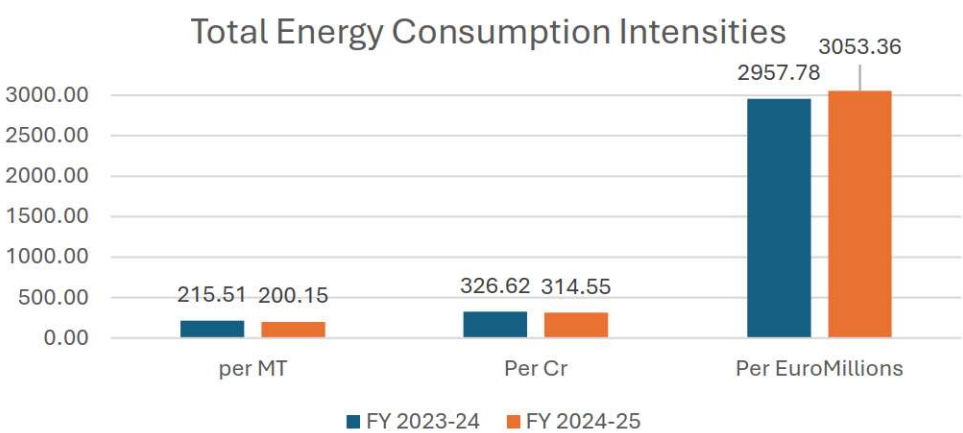
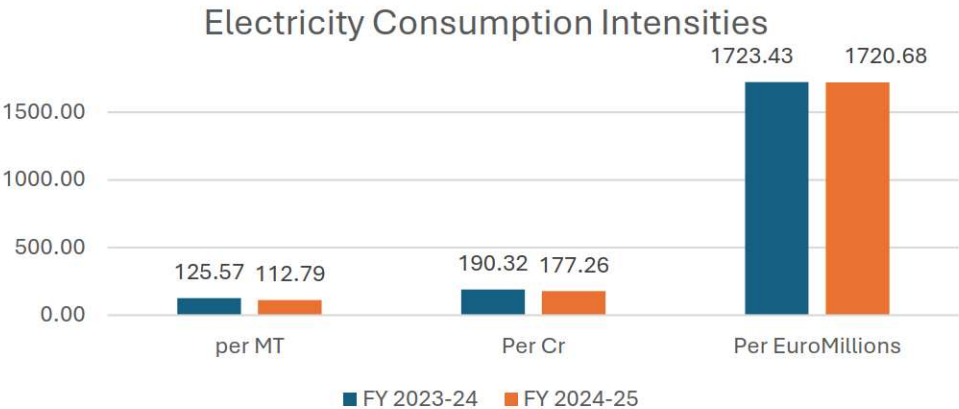
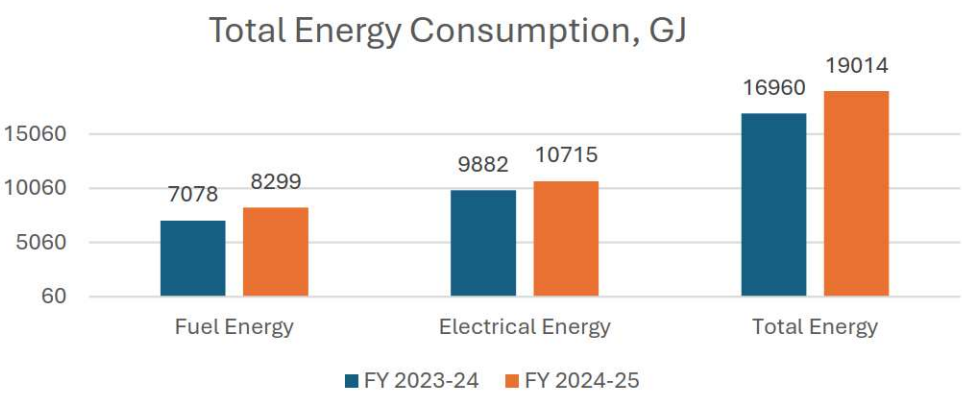
- **Outcomes achieved**
- Performances for FY2023-24 & FY2024-25 are shown below:



Material Topic-Energy & GHG Reductions



- **Outcomes achieved**
- Performances for FY2023-24 & FY2024-25 are shown below:



Material Topic-Energy & GHG Reductions




- Continual improvement plans as per Targets FY2034-35 are as follows:

KPI No	Metric	UoM	KPI-Target FY2034-35		KPI-Base FY2023-24	KPI-Achieved FY2024-25
KPI-CAR-04	Near-Term (2035) Science Based Targets (NT-SBTs)	Number	NT-SBTs	2035	Applied	Validation Process Started
KPI-CAR-05	Long-Term Net Zero (2050) Science Based Targets (LT-SBTs)	Number	LT-SBTs	2050	Validation by 2035	Achieve by 2050
KPI-CAR-06	Total gross Scope 1 GHG emissions	tCO2eq	65% Reduction w.r.t. Base Year as per SBTi	1176.42	3361.21	2623.59
KPI-CAR-10	Total gross Scope 2 GHG emissions (market or location based)	tCO2eq	65% Reduction w.r.t. Base Year as per SBTi	687.92	1965.49	2131.16
KPI-CAR-14	Total gross Scope 3 Upstream GHG emissions (Limited, Cat 1, 3, 5, 6, 7, 8)	tCO2eq	NA	NA	100.72	216.89
KPI-CAR-15	Total gross Scope 3 Downstream GHG emissions (Limited, Cat 9)	tCO2eq	NA	NA	564.8	1083.67
KPI-CAR-16	Total gross Scope 3 GHG emissions (Limited, Cat 1, 3, 5, 6, 7, 8, 9)	tCO2eq	NA	NA	665.52	1300.56
KPI-CAR-20	Total gross (Scope 1 + Scope 2) GHG emissions	tCO2eq	65% Reduction w.r.t. Base Year as per SBTi	1864.35	5326.7	4754.75
KPI-CAR-24	Total gross Scope 1 + Scope 2 + Scope 3 (Limited) GHG emissions	tCO2eq	NA	NA	5992.22	6055.31
KPI-CAR-55	% of renewable energy consumption	%	65% Renewable Energy w.r.t. Base Year	65%	8.56%	20.80%
KPI-CAR-56	Average hours of training per direct workforce for EHS (including Energy & GHG Reductions)	Hrs / person	Hrs / person	12.00	6.00	5.48
KPI-CAR-57	Average hours of training per contract workforce for EHS (including Energy & GHG Reductions)	Hrs / person	Hrs / person	6.00	3.00	2.56
KPI-CAR-58	Average hours of training per combined workforce for EHS (including Energy & GHG Reductions)	Hrs / person	Hrs / person	9.47	4.00	4.25

Our Performances for FY2024-25 vs Targets FY2034-35 to Achieve Relevant SDGs



Environmental Sustainability



United Nations
Global Compact



SCIENCE
BASED
TARGETS
DRIVING AMBITIOUS CORPORATE CLIMATE ACTION



GREENHOUSE
GAS PROTOCOL



INDIA
GHG
PROGRAM

Promoting profitable, sustainable
and competitive businesses.

Material Topic-Water & Wastewater



- **Policy Commitment**

Appropriately manage, control, treat prior to release into the environment all waste, wastewater, or emissions which has potential to adversely impact human or environmental health. This includes managing releases of active pharmaceuticals into the environment (PiE), which is not applicable as NCL currently operates Zero Liquid Discharge (ZLD) facility recycling entire volume of treated wastewater.



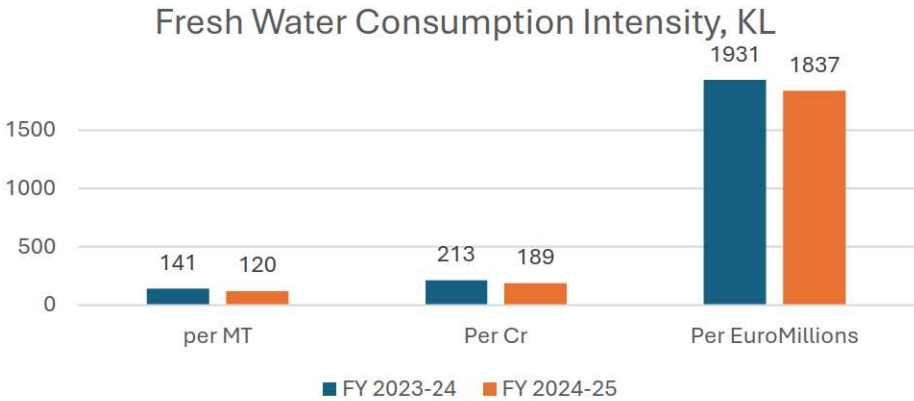
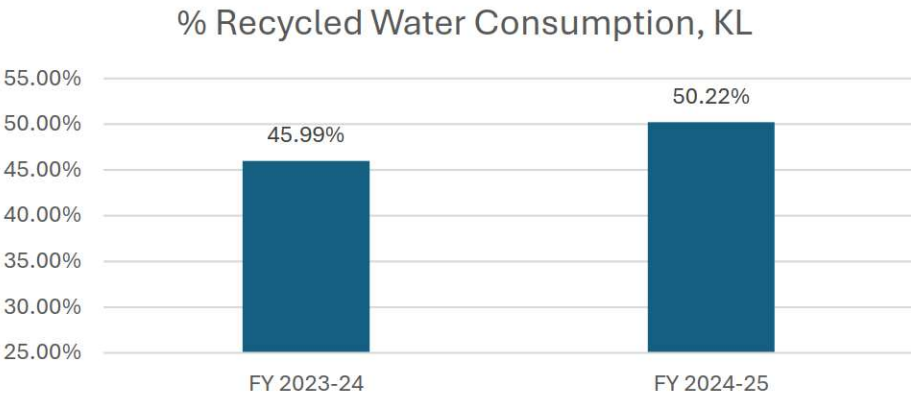
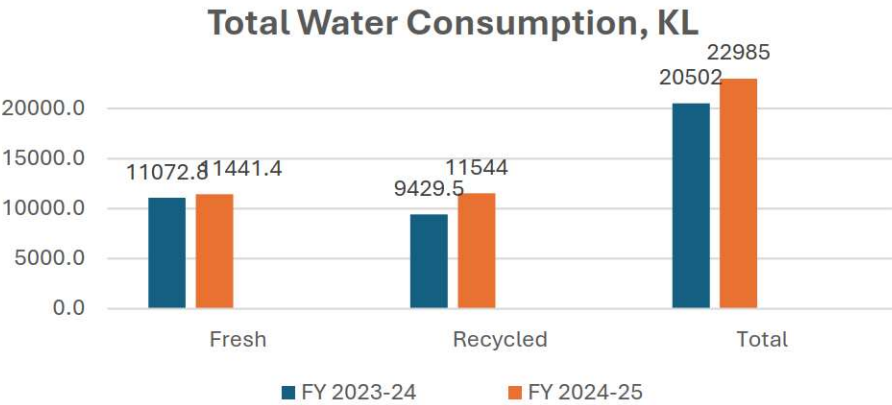
- **Actions implemented**

- a) Implemented ISO 14001 Environmental Management Systems (EMS) and set Environmental Sustainability objectives at relevant functions, level, and processes.
- b) Plans are in place to achieve management objective including the roadmap, responsibility with targets and availability of resources.

Material Topic-Water & Wastewater



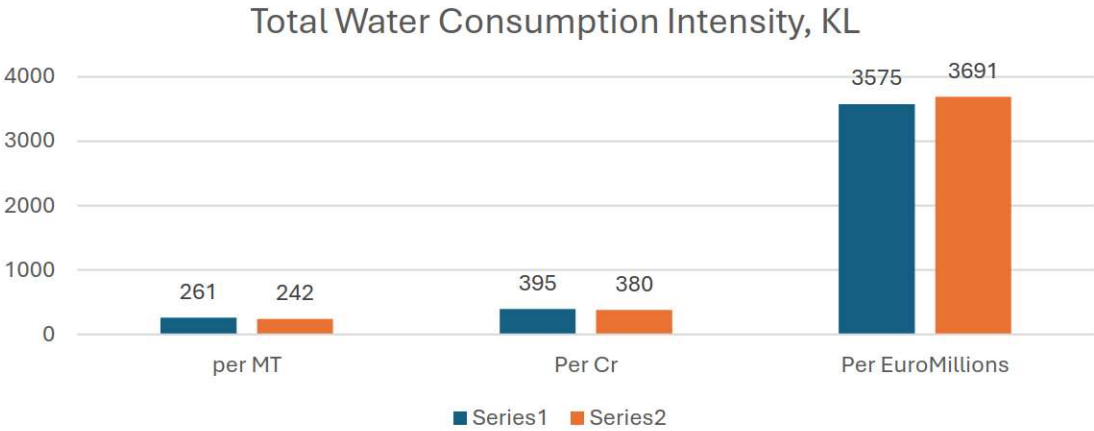
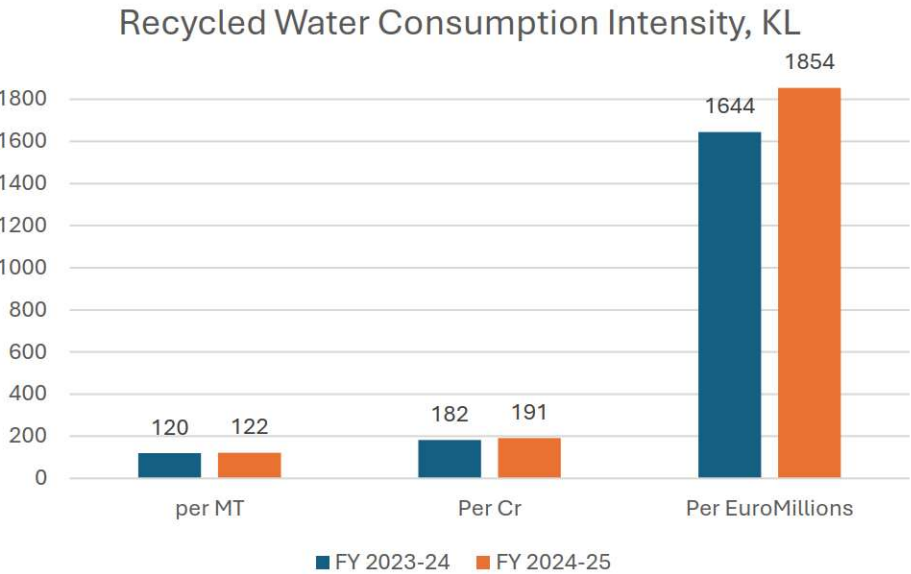
- Outcomes achieved
- Performances for FY2023-24 & FY2024-25 are shown below:



Material Topic-Water & Wastewater



- Outcomes achieved
- Performances for FY2023-24 & FY2024-25 are shown below:



Material Topic-Water & Wastewater



- Continual improvement plans as per Targets FY2034-35 are as follows:

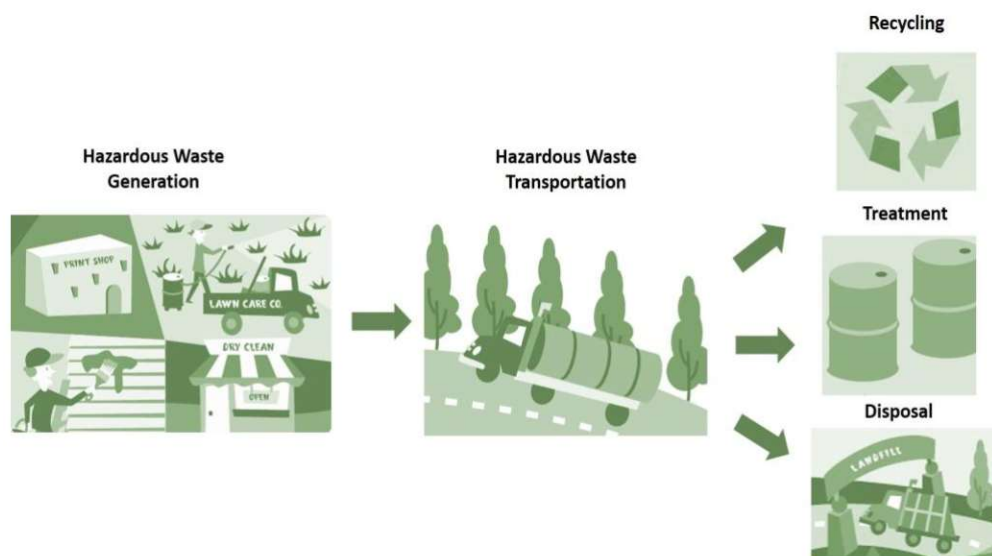
KPI No	Metric	UoM	KPI-Target FY2034-35		KPI-Base Line FY2023-24	KPI-Achieved FY2024-25
KPI-EHS-43	Total fresh water consumption	KL	10% Reduction w.r.t. Base Year	9966	11073	11441
KPI-EHS-44	Total fresh water consumption	KL / MT	20% Reduction w.r.t. Base Year	113	140.70	120.44
KPI-EHS-45	Total fresh water consumption	KL / Cr INR	20% Reduction w.r.t. Base Year	171	213.24	189.27
KPI-EHS-46	Total fresh water consumption	KL / mn Euro	20% Reduction w.r.t. Base Year	1545	1931.04	1837.27
KPI-EHS-47	Total amount of treated water recycled	MT	10% Increase w.r.t. Base Year	10372.45	9429.5	11543.52
KPI-EHS-48	Total amount of treated water recycled	KL / MT	20% Increase w.r.t. Base Year	143.78	119.82	121.51
KPI-EHS-49	Total amount of treated water recycled	KL / Cr INR	20% Increase w.r.t. Base Year	217.91	181.59	190.96
KPI-EHS-50	Total amount of treated water recycled	KL / mn Euro	20% Increase w.r.t. Base Year	1973.34	1644.45	1853.67
KPI-EHS-51	Total water consumption (fresh+recycled)	KL	10% Reduction w.r.t. Base Year	18452	20502	22985
KPI-EHS-52	Total water consumption (fresh+recycled)	KL / MT	20% Reduction w.r.t. Base Year	208	260.51	241.95
KPI-EHS-53	Total water consumption (fresh+recycled)	KL / Cr INR	20% Reduction w.r.t. Base Year	316	394.84	380.23
KPI-EHS-54	Total water consumption (fresh+recycled)	KL / mn Euro	20% Reduction w.r.t. Base Year	2860	3575.50	3690.94
KPI-EHS-55	Total weight of pollutants emitted to water	MT	100% wastewater recycle through Zero Liquid Discharge Facility	0	0	0

Material Topic-Materials, Chemicals & Wastes



- **Policy Commitment**

a) Appropriately manage, control, treat prior to release into the environment all waste, wastewater, or emissions which has potential to adversely impact human or environmental health. This includes managing releases of active pharmaceuticals into the environment (PiE), which is not applicable as NCL currently operates Zero Liquid Discharge (ZLD) facility recycling entire volume of treated wastewater.



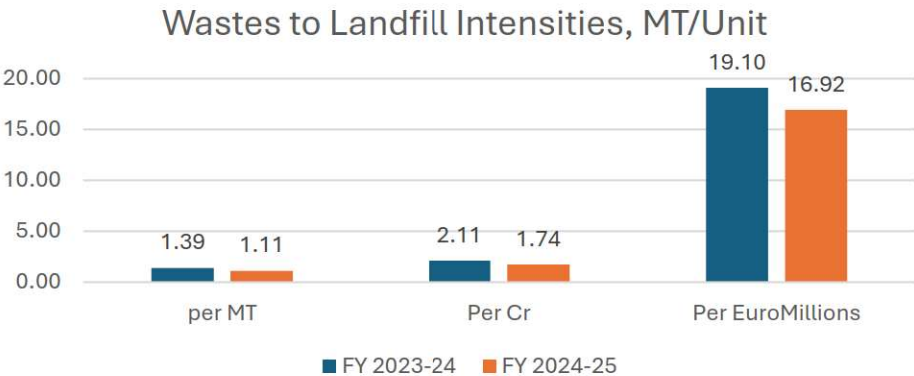
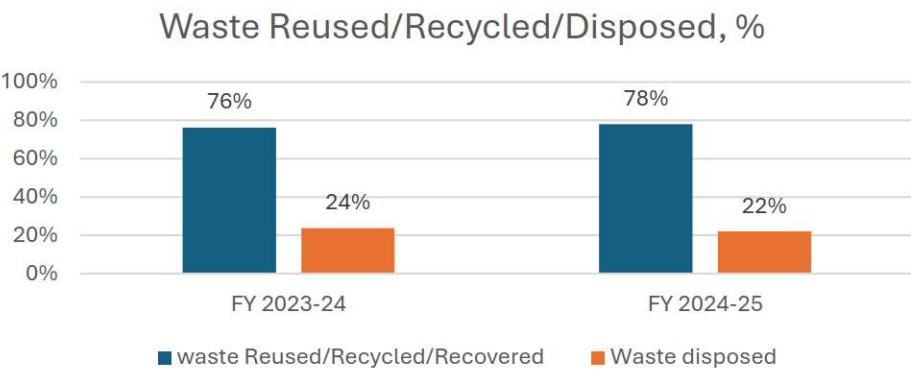
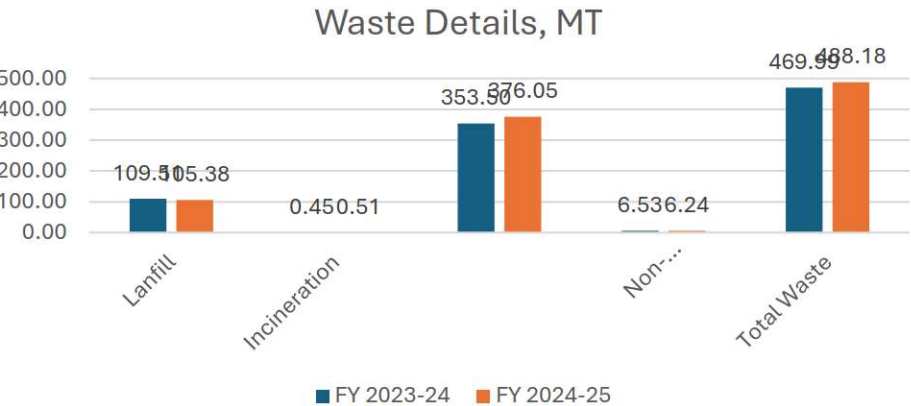
- **Actions implemented**

- a) Implemented ISO 14001 Environmental Management Systems (EMS) and set Environmental Sustainability objectives at relevant functions, level, and processes.
- b) Plans are in place to achieve management objective including the roadmap, responsibility with targets and availability of resources.

Material Topic-Materials, Chemicals & Wastes



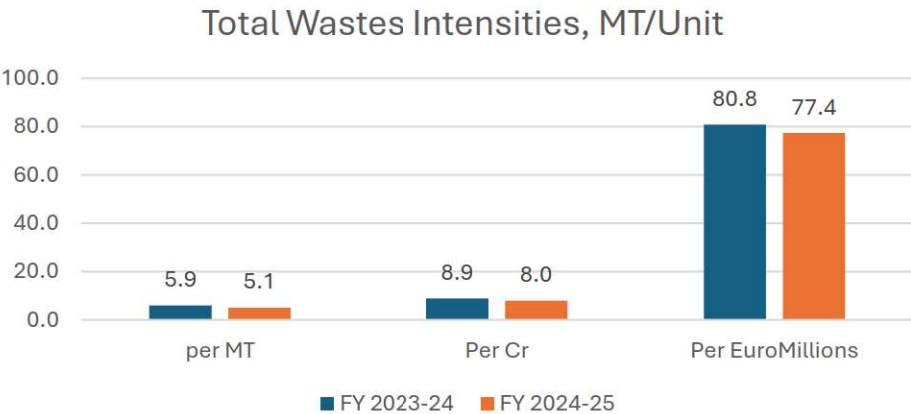
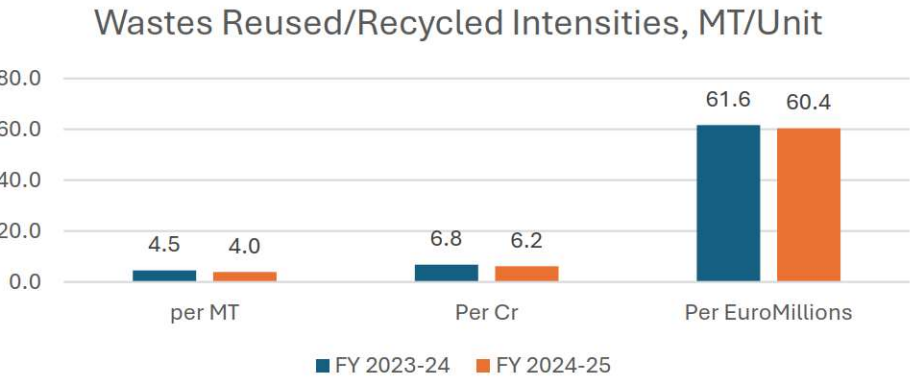
- **Outcomes achieved**
- Performances for FY2023-24 & FY2024-25 are shown below:



Material Topic-Materials, Chemicals & Wastes



- **Outcomes achieved**
- Performances for FY2023-24 & FY2024-25 are shown below:



Material Topic-Materials, Chemicals & Wastes



- Continual improvement plans as per Targets FY2034-35 are as follows:

KPI No	Metric	UoM Type	UoM	KPI-Target FY2034-35		KPI-Base Line FY2023-24	KPI-Achieved FY2024-25
KPI-EHS-17	Total waste disposed to landfill	Absolute	MT	10% Reduction w.r.t. Base Year	98.56	109.51	105.38
KPI-EHS-18	Total waste disposed to landfill	Intensity per unit of production	MT / MT	20% Reduction w.r.t. Base Year	1.11	1.39	1.11
KPI-EHS-19	Total waste disposed to landfill	Intensity per unit INR	MT / Cr INR	20% Reduction w.r.t. Base Year	1.69	2.11	1.74
KPI-EHS-20	Total waste disposed to landfill	Intensity per unit of Euro	MT / mn Euro	20% Reduction w.r.t. Base Year	15.28	19.10	16.92
KPI-EHS-21	Total waste incinerated	Absolute	MT	10% Reduction w.r.t. Base Year	0.41	0.45	0.51
KPI-EHS-22	Total waste incinerated	Intensity per unit of production	MT / MT	20% Reduction w.r.t. Base Year	0.0046	0.0057	0.0054
KPI-EHS-23	Total waste incinerated	Intensity per unit INR	MT / Cr INR	20% Reduction w.r.t. Base Year	0.0069	0.0087	0.0084
KPI-EHS-24	Total waste incinerated	Intensity per unit of Euro	MT / mn Euro	20% Reduction w.r.t. Base Year	0.0628	0.0785	0.0819
KPI-EHS-25	Total waste reused/recycled	Absolute	MT	10% Increase w.r.t. Base Year	388.85	353.5	376.05
KPI-EHS-26	Total waste reused/recycled	Intensity per unit of production	MT / MT	20% Increase w.r.t. Base Year	5.39	4.49	3.96
KPI-EHS-27	Total waste reused/recycled	Intensity per unit INR	MT / Cr INR	20% Increase w.r.t. Base Year	8.17	6.81	6.22
KPI-EHS-28	Total waste reused/recycled	Intensity per unit of Euro	MT / mn Euro	20% Increase w.r.t. Base Year	73.98	61.65	60.39
KPI-EHS-29	Total weight of hazardous waste	Absolute	MT	10% Reduction w.r.t. Base Year	417.11	463.46	481.94
KPI-EHS-30	Total weight of hazardous waste	Intensity per unit of production	MT / MT	20% Reduction w.r.t. Base Year	4.7112	5.89	5.07

Material Topic-Materials, Chemicals & Wastes



- Continual improvement plans as per Targets FY2034-35 are as follows:

KPI No	Metric	UoM Type	UoM	KPI-Target FY2034-35		KPI-Base Line FY2023-24	KPI-Achieved FY2024-25
KPI-EHS-31	Total weight of hazardous waste	Intensity per unit INR	MT / Cr INR	20% Reduction w.r.t. Base Year	7.1403	8.93	7.97
KPI-EHS-32	Total weight of hazardous waste	Intensity per unit of Euro	MT / mn Euro	20% Reduction w.r.t. Base Year	64.6599	80.82	77.39
KPI-EHS-33	Total weight of non-hazardous waste	Absolute	MT	10% Reduction w.r.t. Base Year	5.88	6.53	6.24
KPI-EHS-34	Total weight of non-hazardous waste	Intensity per unit of production	MT / MT	20% Reduction w.r.t. Base Year	0.0664	0.08	0.07
KPI-EHS-35	Total weight of non-hazardous waste	Intensity per unit INR	MT / Cr INR	20% Reduction w.r.t. Base Year	0.1006	0.13	0.10
KPI-EHS-36	Total weight of non-hazardous waste	Intensity per unit of Euro	MT / mn Euro	20% Reduction w.r.t. Base Year	0.9110	1.14	1.00
KPI-EHS-37	Total weight of hazardous waste recovered / reused / recycled	Absolute	MT	NA	NA	346.97	369.81
KPI-EHS-38	% of Total hazardous waste recovered / reused / recycled	Absolute	%	85% Waste Recovery / Reuse / Recycle w.r.t. Base Year	85%	75.94%	77.74%
KPI-EHS-39	Total weight of non-hazardous waste recovered / reused / recycled	Absolute	MT	NA	NA	6.53	6.24
KPI-EHS-40	% of Total non-hazardous waste recovered / reused / recycled	Absolute	%	85% Waste Recovery / Reuse / Recycle w.r.t. Base Year	100%	100%	100%
KPI-EHS-41	Total weight of waste recovered / reused / recycled	Absolute	MT	NA	NA	353.50	376.05
KPI-EHS-42	% of Total weight of waste recovered / reused / recycled	Absolute	%	85% Waste Recovery / Reuse / Recycle w.r.t. Base Year	100%	76.27%	78.03%

Material Topic-Air Emissions



- **Policy Commitment**

Appropriately manage, control, treat prior to release into the environment all waste, wastewater, or emissions which has potential to adversely impact human or environmental health. This includes managing releases of active pharmaceuticals into the environment (PiE), which is not applicable as NCL currently operates Zero Liquid Discharge (ZLD) facility recycling entire volume of treated wastewater.



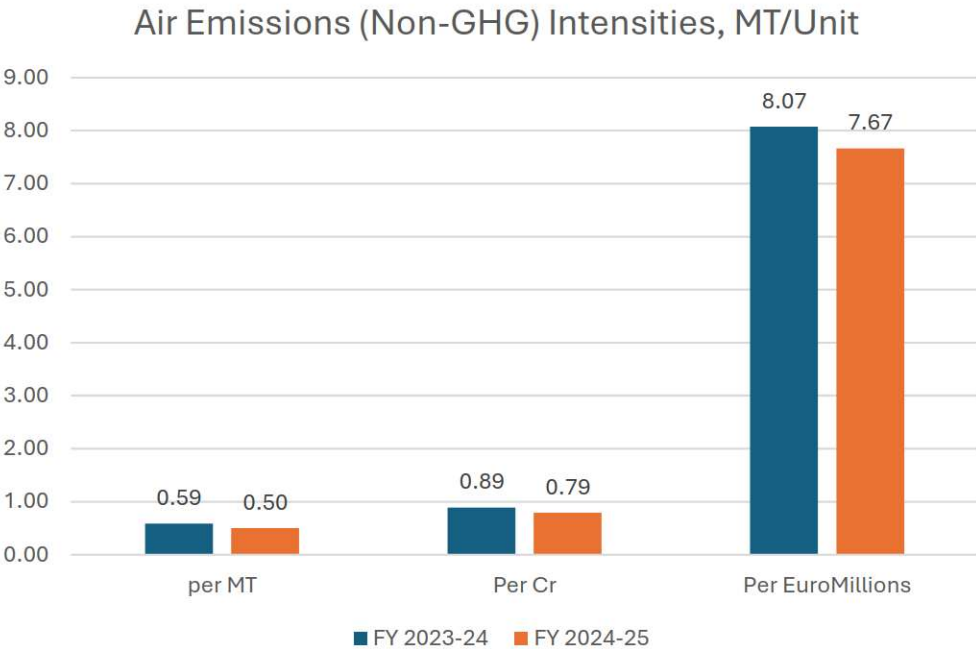
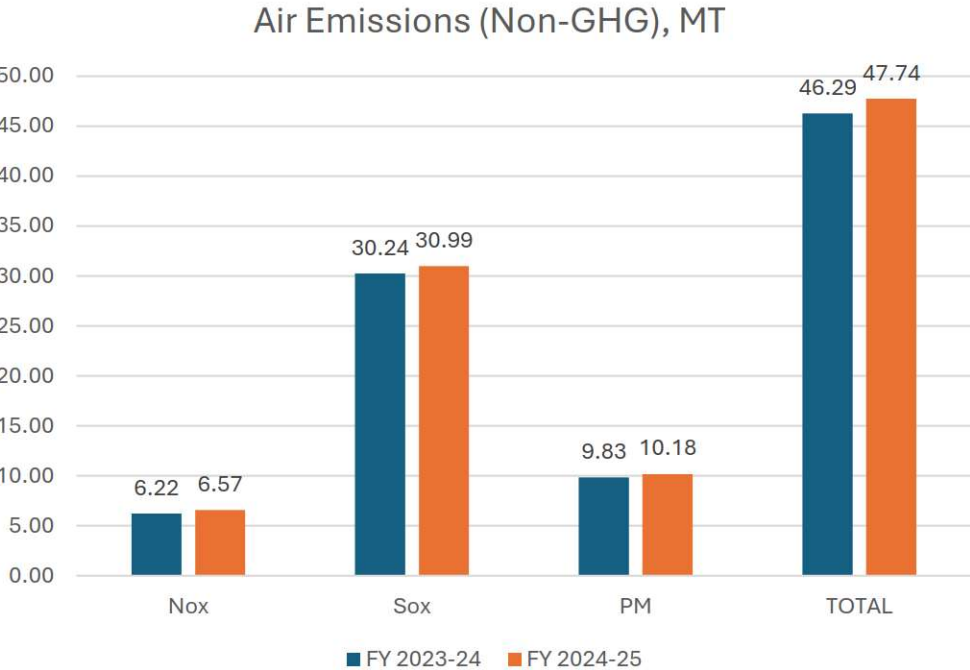
- **Actions implemented**

- a) Implemented ISO 14001 Environmental Management Systems (EMS) and set Environmental Sustainability objectives at relevant functions, level, and processes.
- b) Plans are in place to achieve management objective including the roadmap, responsibility with targets and availability of resources.

Material Topic-Air Emissions



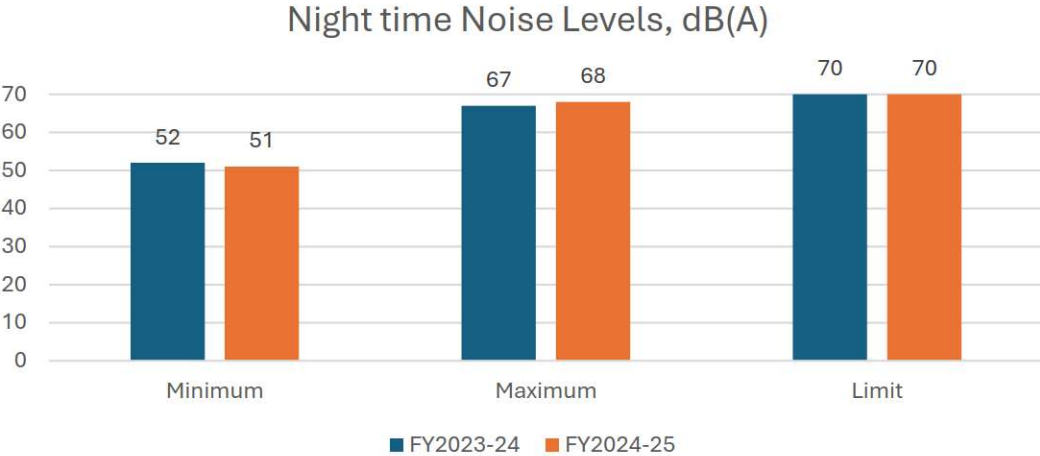
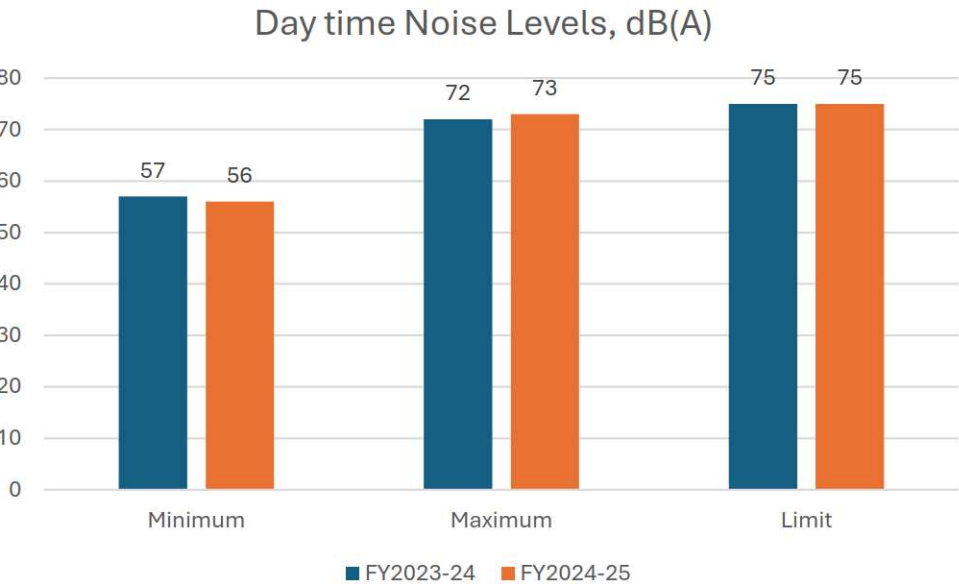
- **Outcomes achieved**
- Performances for FY2023-24 & FY2024-25 are shown below:



Material Topic-Air Emissions



- **Outcomes achieved**
- Performances for FY2023-24 & FY2024-25 are shown below:



Material Topic-Air Emissions




- Continual improvement plans as per Targets FY2034-35 are as follows:

KPI No	Metric	UoM	KPI-Target FY2034-35		KPI-Base Line FY2023-24	KPI-Achieved FY2024-25
KPI-EHS-10	Total weight of air pollutants	MT	10% Reduction w.r.t. Base Year	41.66	46.29	47.74
KPI-EHS-11	Total weight of air pollutants	MT / MT	20% Reduction w.r.t. Base Year	0.47	0.59	0.50
KPI-EHS-12	Total weight of air pollutants	MT / Cr INR	20% Reduction w.r.t. Base Year	0.71	0.89	0.79
KPI-EHS-13	Total weight of air pollutants	MT / mn Euro	20% Reduction w.r.t. Base Year	6.46	8.07	7.67
KPI-EHS-14	Periodic workplace illumination level monitoring	Number	12 times / year	12	12	12
KPI-EHS-15	Periodic workplace daytime noise level monitoring	dB(A)	Max 75 dB(A)	Max 75 dB(A)	57-72	56-73
KPI-EHS-16	Periodic workplace nighttime noise level monitoring	dB(A)	Max 70 dB(A)	Max 70 dB(A)	52-67	51-68

Our Performances for FY2024-25 vs Targets FY2034-35 to Achieve Relevant SDGs



Health & Safety



United Nations
Global Compact



SCIENCE
BASED
TARGETS
DRIVING AMBITIOUS CORPORATE CLIMATE ACTION



GREENHOUSE
GAS PROTOCOL



INDIA
GHG
PROGRAM
Promoting profitable, sustainable
and competitive businesses.

Material Topic-Occupational Health & Safety



- **Policy Commitment**

- a) Ensure adequate risk assessments and emergency plans are in place to ensure the safety of the work environment. Safety information relating to hazardous materials — including pharmaceutical compounds and pharmaceutical intermediate materials — shall be available and used to educate, train, and protect workers from hazards. NCL shall demonstrate good housekeeping practice and a proactive safety culture.
- b) Protect workers from over exposure to chemical, biological, and physical hazards by providing appropriate equipment, facilities, and services to support worker safety, health, and wellbeing.



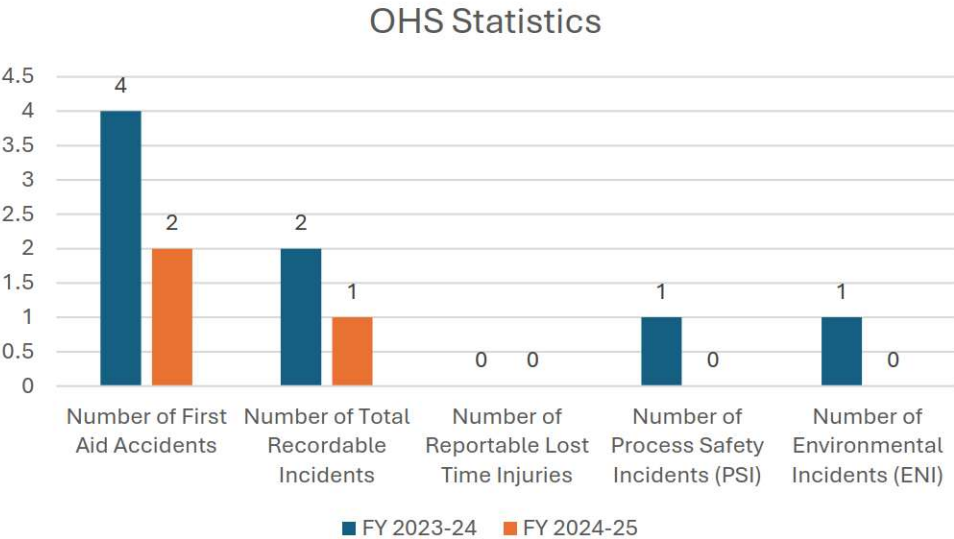
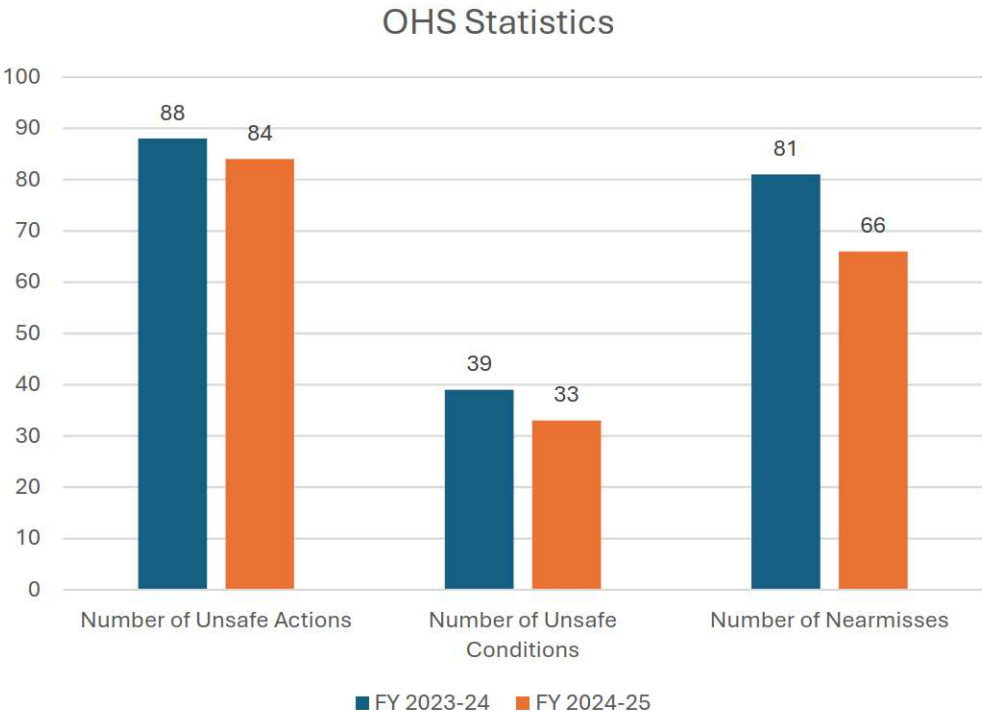
- **Actions implemented**

- a) Implemented ISO 14001: Environmental Management Systems (EMS). ISO 45001: Occupational Health & Safety Management System (OHSMS) and set Occupational Health and safety objectives at relevant functions, level, and processes.
- b) Plans are in place to achieve management objective including the roadmap, responsibility with targets and availability of resources.

Material Topic-Occupational Health & Safety



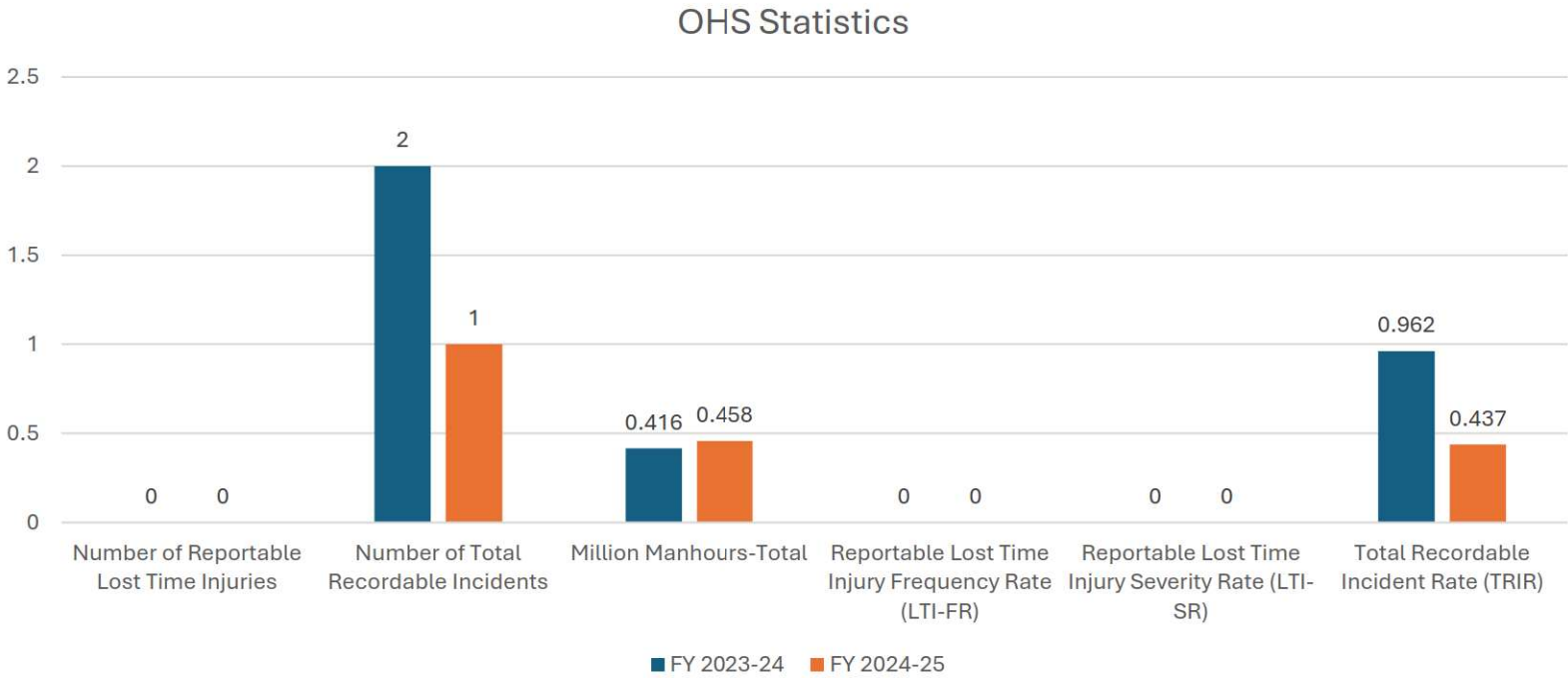
- **Outcomes achieved**
- Performances for FY2023-24 & FY2024-25 are shown below:



Material Topic-Occupational Health & Safety



- **Outcomes achieved**
- Performances for FY2023-24 & FY2024-25 are shown below:



Material Topic-Occupational Health & Safety




- Continual improvement plans as per Targets FY2034-35 are as follows:

KPI No	Metric	UoM	KPI-Target FY2034-35		KPI-Base Line FY2023-24	KPI-Achieved FY2024-25
KPI-EHS-57	Number of unsafe actions	Number	NA	NA	88	84
KPI-EHS-58	Number of unsafe conditions	Number	NA	NA	39	33
KPI-EHS-59	Number of near miss	Number	NA	NA	81	66
KPI-EHS-60	Number of first aid cases	Number	NA	NA	4	2
KPI-EHS-61	Number of total recordable cases	Number	NA	NA	2	1
KPI-EHS-62	Number of lost workday cases	Number	Zero lost workday case	0	0	0
KPI-EHS-63	Total number of work-related accidents	Number	NA	NA	6	3
KPI-EHS-64	Number of work-related ill health cases	Number	Zero ill health	0	0	0
KPI-EHS-65	Number of man-hours worked	Man-hours	NA	NA	415988	457650
KPI-EHS-66	Number of days lost to work-related injuries and fatalities	Man-days	Zero lost day	0	0	0
KPI-EHS-67	Number of days lost to work-related ill health	Man-days	Zero lost day	0	0	0
KPI-EHS-68	Lost time injury (LTI) frequency rate	LTIFR	LTIFR	<0.5	0	0
KPI-EHS-69	Lost time injury (LTI) severity rate	LTISR	LTISR	<2	0	0
KPI-EHS-70	Total Recordable Incident Rate	TRIR	TRIR	<1	0.9616	0.437
KPI-EHS-71	Process Safety Incident (PSI)	Number	Zero PSI	0	1	0
KPI-EHS-72	Environmental Incident (ENI)	Number	Zero ENI	0	1	0

Our Performances for FY2024-25 vs Targets FY2034-35 to Achieve Relevant SDGs



Labour & Human Rights



United Nations
Global Compact



SCIENCE
BASED
TARGETS
DRIVING AMBITIOUS CORPORATE CLIMATE ACTION



GREENHOUSE
GAS PROTOCOL



INDIA
GHG
PROGRAM

Promoting profitable, sustainable
and competitive businesses.

Material Topic-Labour & Human Rights



- **Policy Commitment**

a) Committed to respect the labour & human rights of internal and external stakeholders ensuring to treat them with dignity and respect as per the relevant requirements of The National Guidelines on Responsible Business Conduct (NGRBC), The UNGC Principles, The PSCI Principles, The ETI Base Code and The SA8000 & GRI International Standards.

b) Regularly assess any adverse labour & human rights impacts they may cause or contribute to, through own operations and value chains.



- **Actions implemented**

a) Implemented Energy Management Systems (EnMS) and set EnMS objectives at relevant functions, level, and processes.

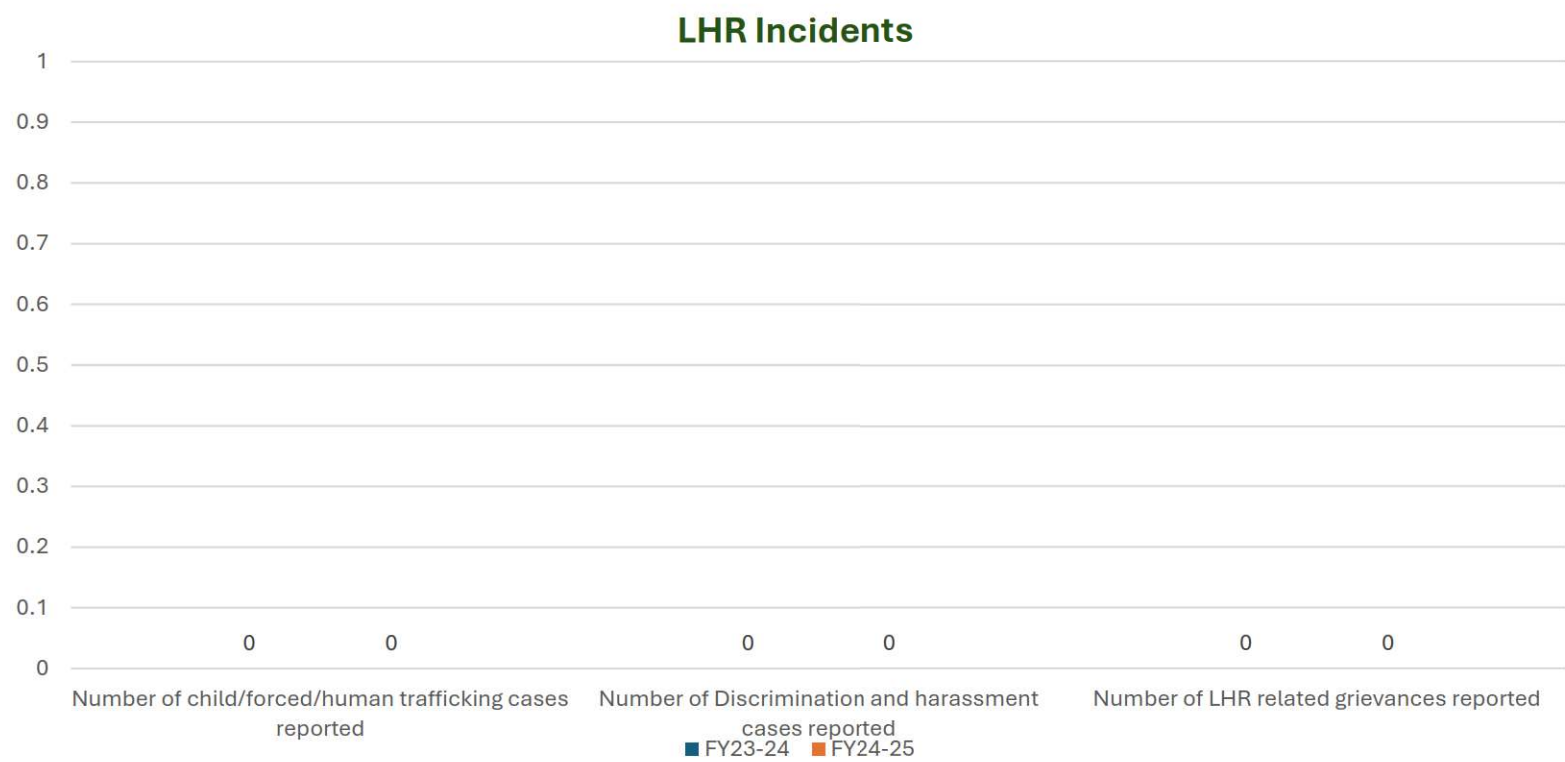
b) Plans are in place to achieve management objective including the roadmap, responsibility with targets and availability of resources.

c) Ref: Energy Management & GHG Reduction Booklet, Section 6.2

Material Topic-Child & Forced Labour, Human Trafficking



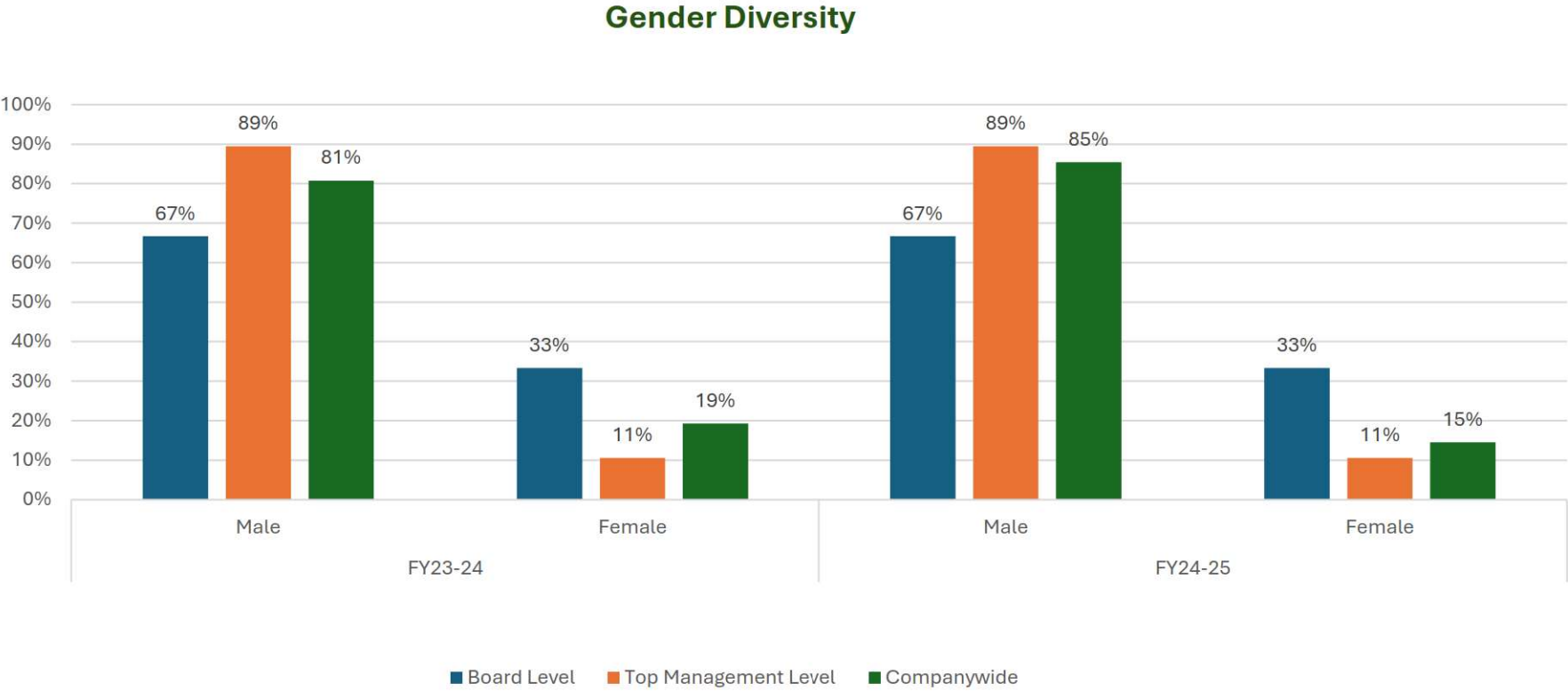
- **Outcomes achieved**
- Performances for FY2023-24 & FY2024-25 w.r.t. Labour & Human Rights (LHR) related are shown below:



Material Topic-Diversity, Equity & Inclusion



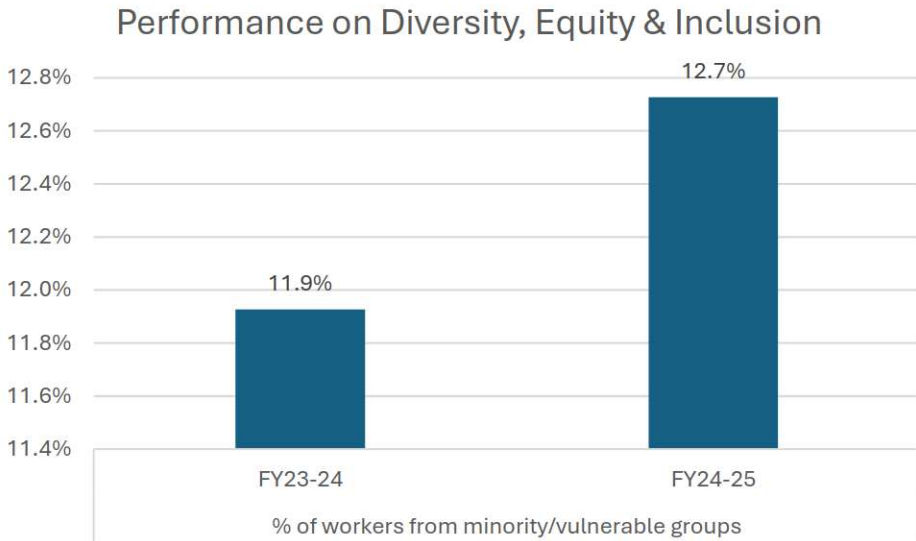
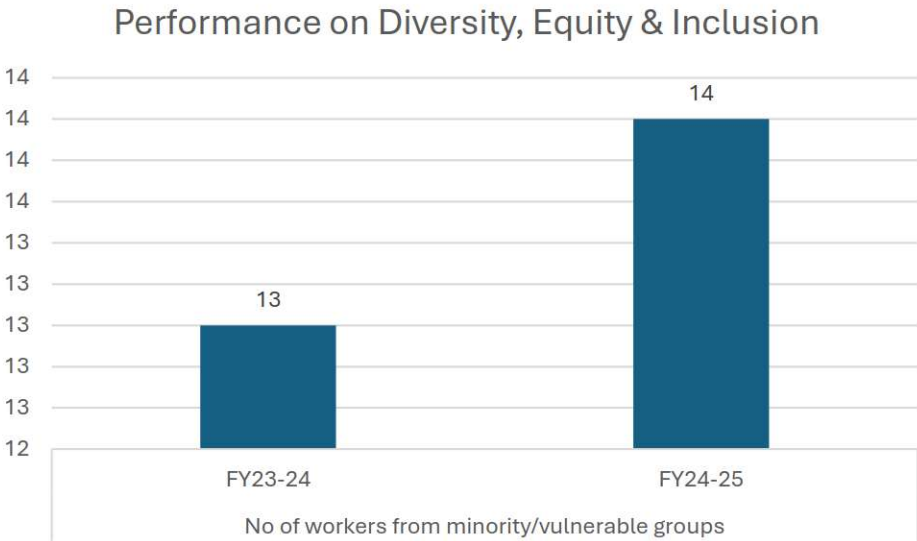
- Outcomes achieved
- Performances for FY2023-24 & FY2024-25 are shown below:



Material Topic-Diversity, Equity & Inclusion



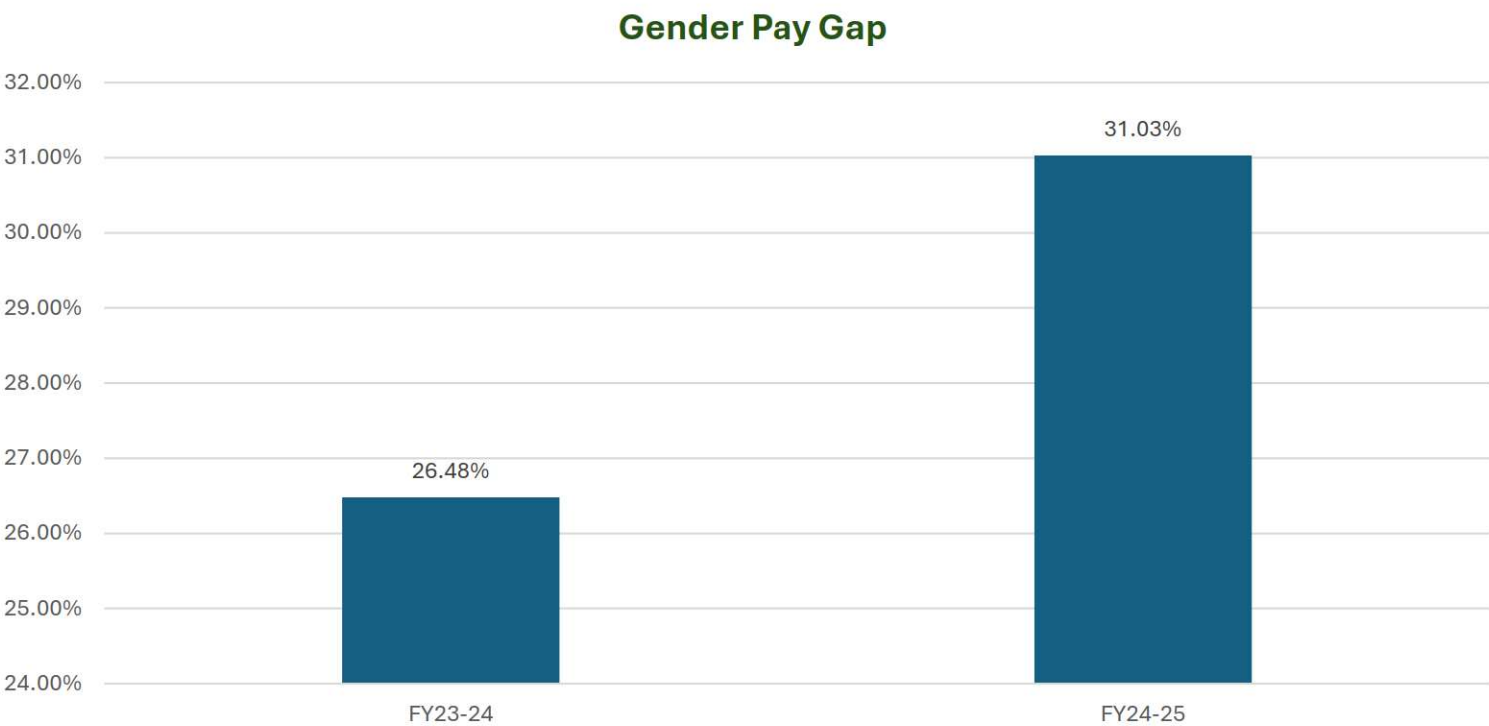
- Outcomes achieved
- Performances for FY2023-24 & FY2024-25 are shown below:



Material Topic-Diversity, Equity & Inclusion



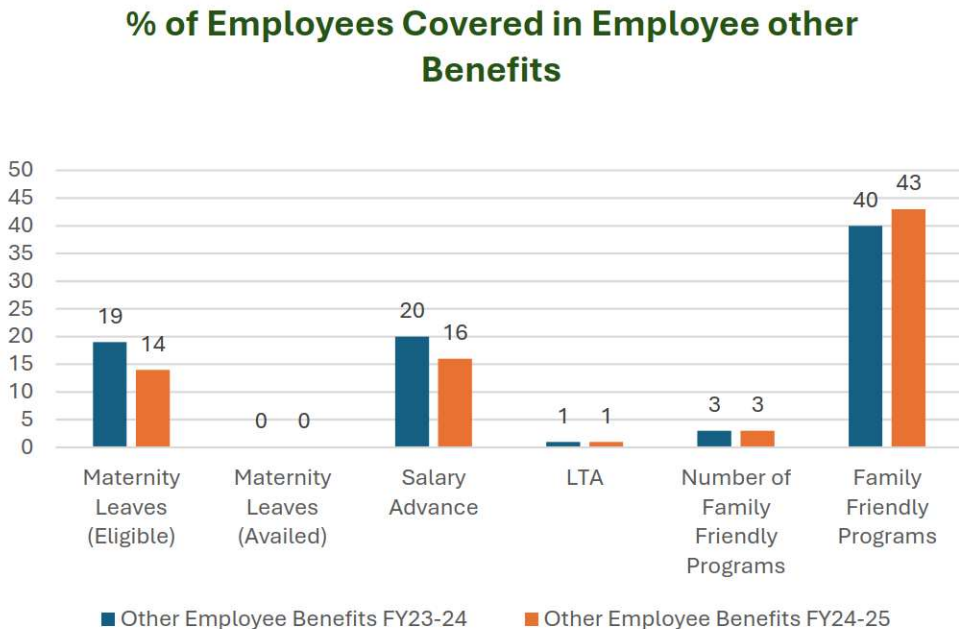
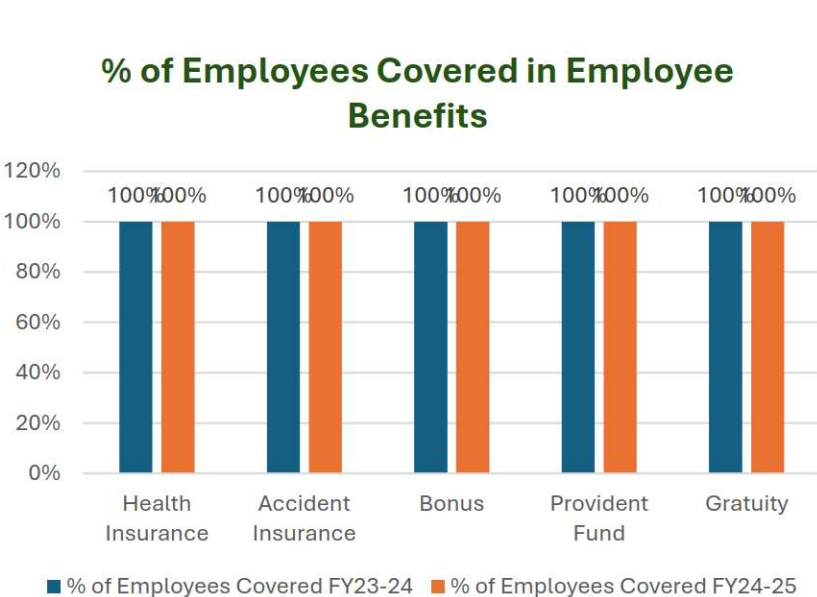
- **Outcomes achieved**
- Performances for FY2023-24 & FY2024-25 is shown below:



Material Topic-Working Conditions



- **Outcomes achieved**
- Performances for FY2023-24 & FY2024-25 are shown below:

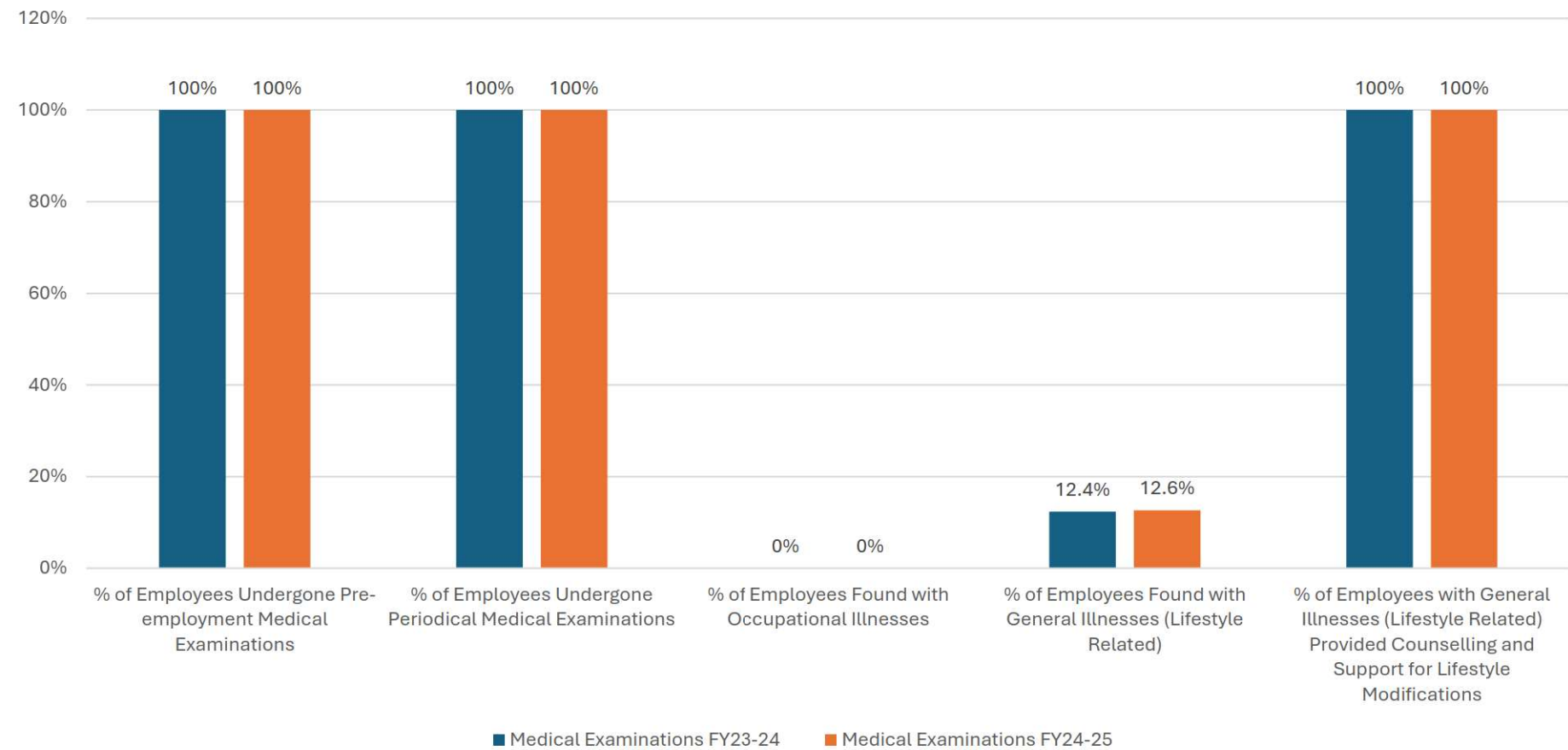


Material Topic-Working Conditions



- Outcomes achieved
- Performances for FY2023-24 & FY2024-25 are shown below:

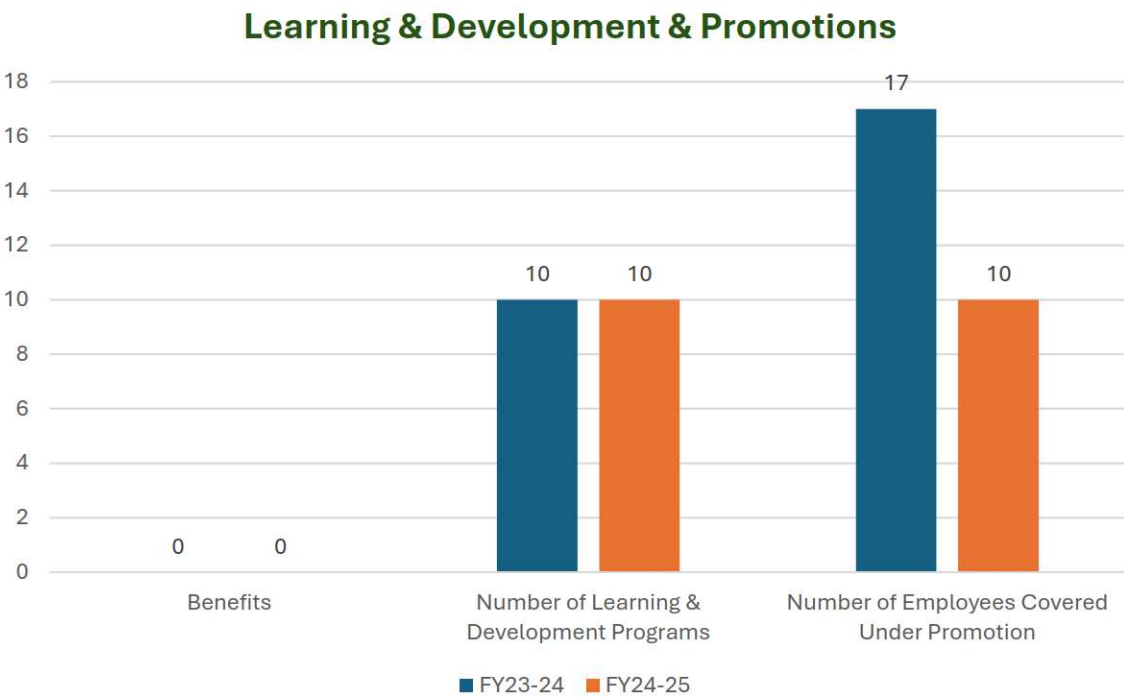
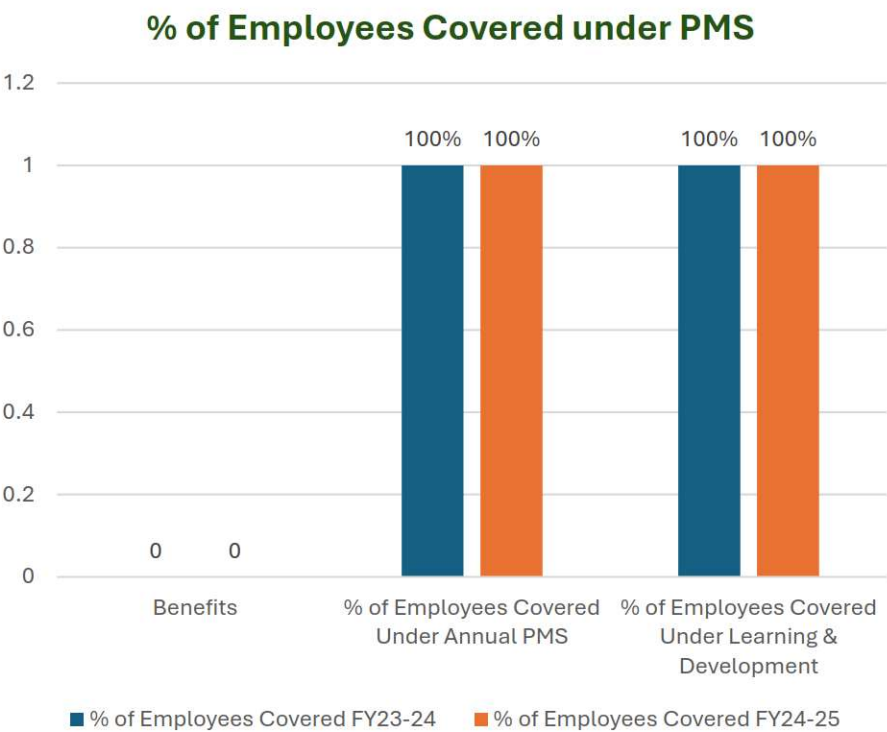
Employees Medical Examinations



Material Topic-Career Management & Training



- Outcomes achieved
- Performances for FY2023-24 & FY2024-25 are shown below:



Material Topic-Working Hours & Safe Man-hours

- **Outcomes achieved**
- Performances for FY2023-24 & FY2024-25 w.r.t. working hours and safe working hours are shown below:



Material Topic-Labour & Human Rights



- Continual improvement plans as per Targets FY2034-35 are as follows:

KPI No	Metric	UoM	KPI-Target FY2034-35		KPI-Base FY2023-24	KPI-Achieved FY2024-25
KPI-LHR-05	Average unadjusted gender pay gap	%	Minimise Pay Gap	25%	26.48%	31.03%
KPI-LHR-06	Percentage of women at top management level	%	15%	10%	10.53%	10.53%
KPI-LHR-07	Percentage of women employed in the whole organization	%	15%	10%	19.27%	14.45%
KPI-LHR-08	Percentage of women within the organization's board	%	30%	30%	33.33%	33.33%
KPI-LHR-09	Number of differently abled workers employed	Number	NA	10%	1	1
KPI-LHR-10	Number of workers from minority groups and/or vulnerable workers employed in relation to the whole organization	Number	NA		13	14
KPI-LHR-11	Percentage of workers from minority groups and/or vulnerable workers employed in managerial roles (excluding boards of directors)	Number	NA		11.9%	12.7%
KPI-LHR-14	Average hours of training per direct workforce for LHR	Hrs / person	Hrs / person	5.00	1.50	2.08
KPI-LHR-15	Average hours of training per contract workforce for LHR	Hrs / person	Hrs / person	2.50	1.50	0.88
KPI-LHR-16	Average hours of training per direct workforce	Hrs / person	Hrs / person	23.45	9.00	10.54
KPI-LHR-17	Average hours of training per contract workforce	Hrs / person	Hrs / person	8.5	1.00	3.40

Our Performances for FY2024-25 vs Targets FY2034-35 to Achieve Relevant SDGs



Sustainable Procurement



United Nations
Global Compact



SCIENCE
BASED
TARGETS
DRIVING AMBITIOUS CORPORATE CLIMATE ACTION



GREENHOUSE
GAS PROTOCOL



INDIA
GHG
PROGRAM

Promoting profitable, sustainable
and competitive businesses.

Material Topic-Sustainable Procurement



- **Policy Commitment**

a) Integrate the requirements of applicable national and regulations and internationally recognized principles / standards like UNGC principles, Sustainable Development Goals and PSCI principles, ISO 14001, ISO 20400, ISO 45001, ISO 50001, SA 8000, SBTi, Responsible Care Global Charter, AMR Industry Alliance regarding environmental & Social pillars of sustainability in the supply chain.



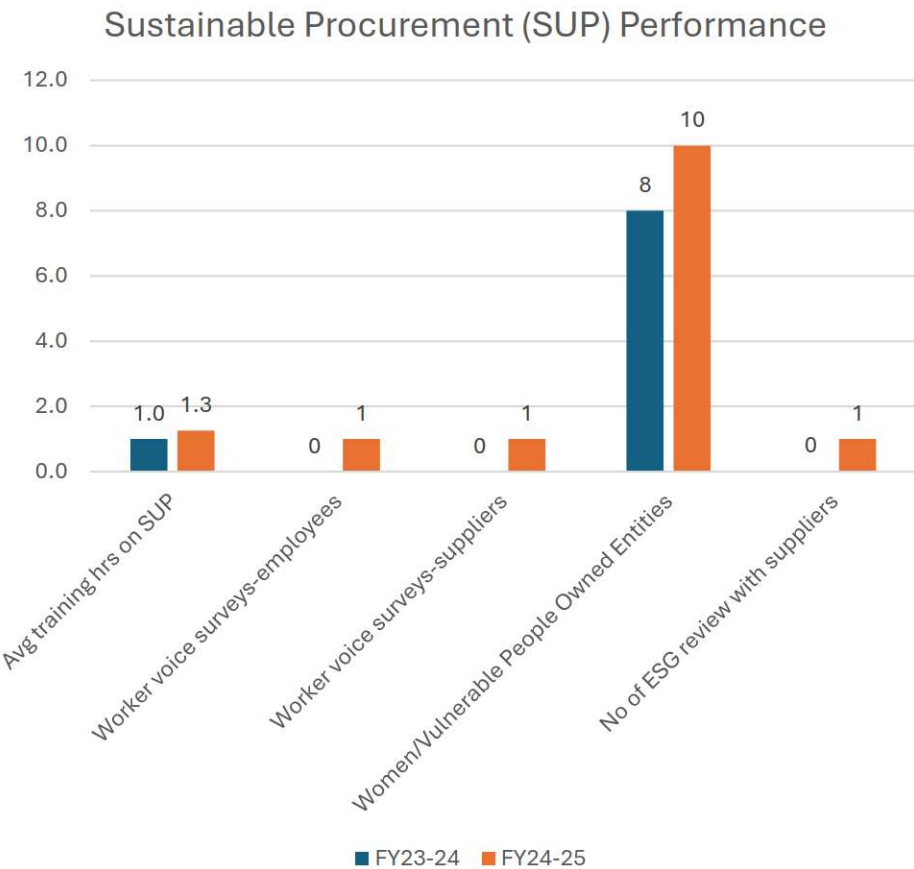
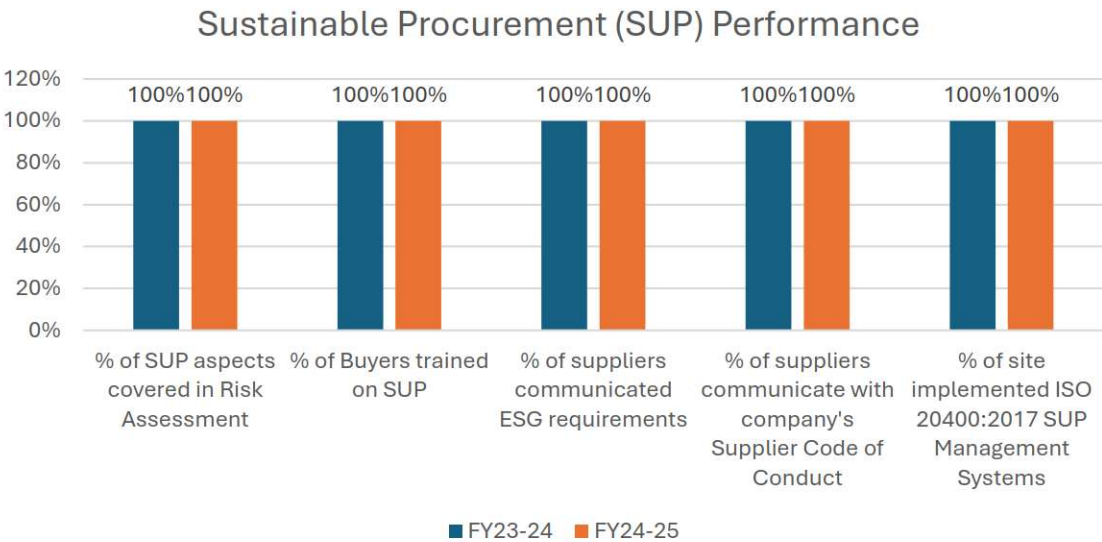
- **Actions implemented**

- a) Implemented sustainable procurement framework as per the requirements of ISO 20400 and ISO 45001 international standards to promote positive outcomes for economy, environment, and society to contribute for environmental (Social pillars of sustainability in the supply chain.
- b) Plans are in place to achieve management objective including the roadmap, responsibility with targets and availability of resources.

Material Topic-Supplier Environmental & Social Assessments



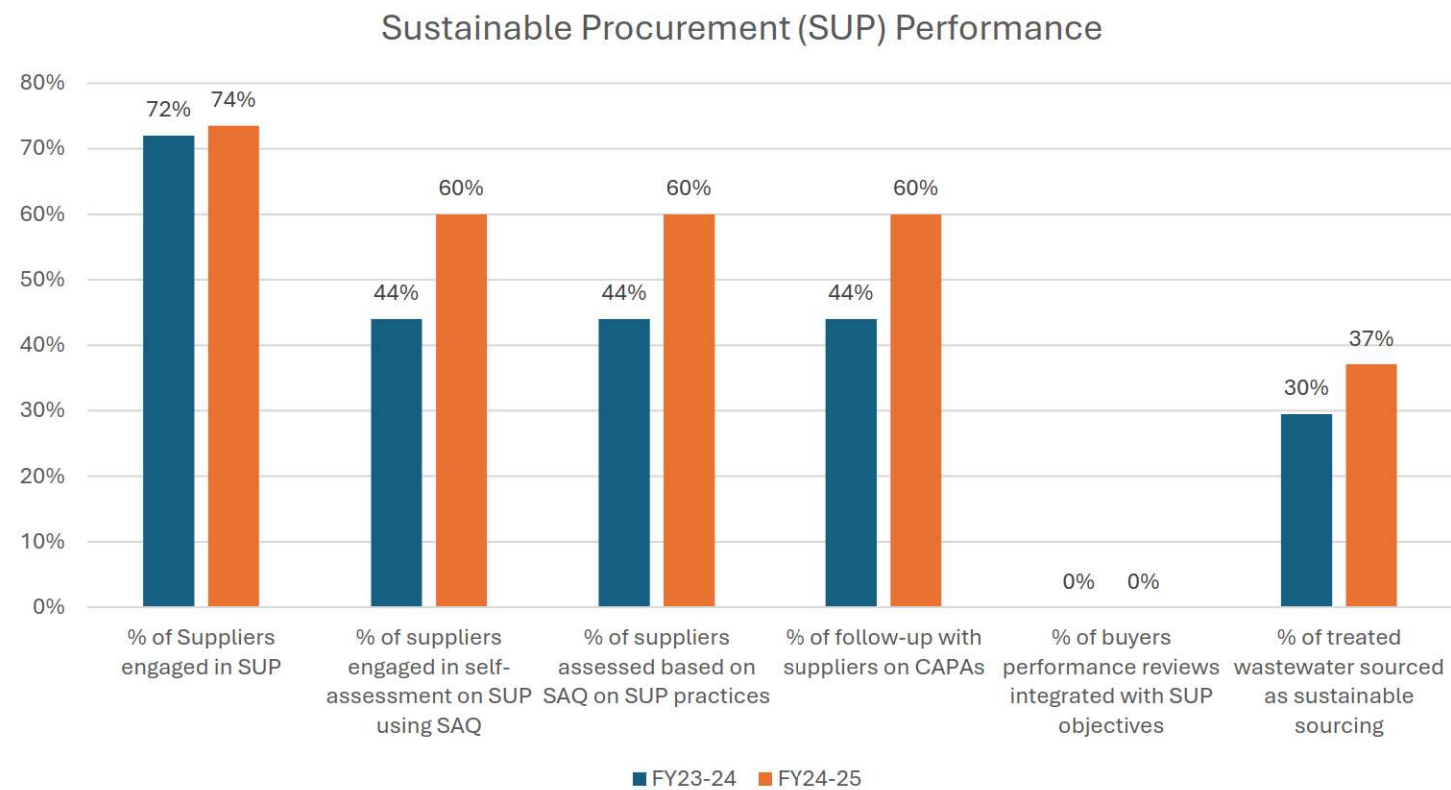
- Outcomes achieved
- Performances for FY2023-24 & FY2024-25 are shown below:



Material Topic-Supplier Environmental & Social Assessments



- Outcomes achieved
- Performances for FY2023-24 & FY2024-25 are shown below:



Our Performances for FY2024-25 vs Targets FY2034-35 to Achieve Relevant SDGs

Governance & Ethics



United Nations
Global Compact



SCIENCE
BASED
TARGETS
DRIVING AMBITIOUS CORPORATE CLIMATE ACTION



GREENHOUSE
GAS PROTOCOL



**INDIA
GHG
PROGRAM**
Promoting profitable, sustainable
and competitive businesses.

Material Topic-Governance & Ethics



- **Policy Commitment**

- a) Comply with the requirements of national laws & regulations and internationally recognized Principles like UNGC, PSCI and Social Accountability Standard SA 8000:2014 regarding Health & Safety, Working Hours, Remuneration, other environmental and social requirements.
- b) Promote equal opportunity employment for managing recruitment and employee's career management.

- **Actions implemented**

- a) Implemented compliance certified SA 8000 Social Accountability standard and set Social and Governance objectives at relevant functions, level, and processes.
- b) Implemented ISO 27001 Information Security Management System (ISMS) & ISO 37001 Anti-Bribery Management System (ABMS) and set Governance, Ethics & Information Security management objectives at relevant functions, level, and processes.
- c) Plans are in place to achieve management objective including the roadmap, responsibility with targets and availability of resources.



Material Topic-Governance & Ethics



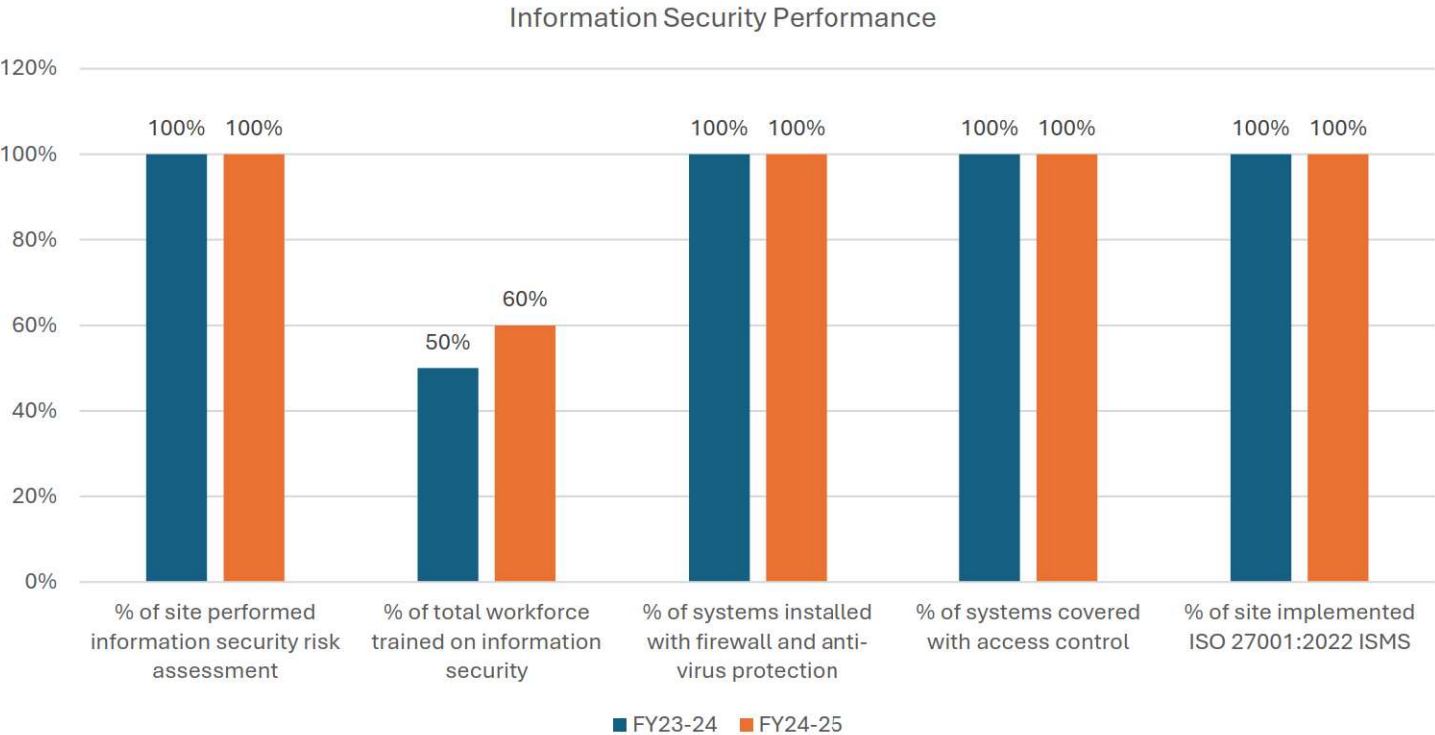
- **Outcomes achieved**
- Performances for FY2023-24 & FY2024-25 vs Targets FY2034-35 are shown below:



Material Topic- Governance & Ethics



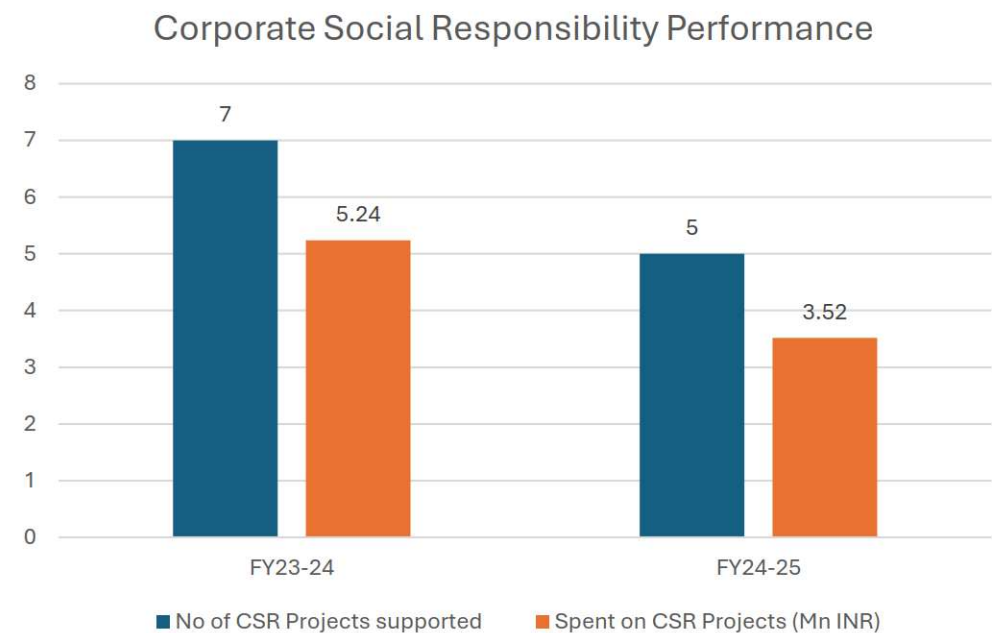
- **Outcomes achieved**
- Performances for FY2023-24 & FY2024-25 vs Targets FY2034-35 are shown below:



Material Topic- Governance & Ethics



- **Outcomes achieved**
- Performances for FY2023-24 & FY2024-25 vs Targets FY2034-35 are shown below:



Material Topic- Governance & Ethics



- Continual improvement plans as per Targets FY2034-35 are as follows:

Material Topics	KPI No	Metric	UoM Type	UoM	KPI-Target FY2034-35		KPI-Base Line FY2023-24	KPI-Achieved FY2024-25
Career Management & Training	KPI-GOV-03	Average hours of training per direct workforce and suppliers for Governance & Ethics	Absolute	Hrs / person	Hrs / person	2.05	1.00	1.26
Governance & Ethics	KPI-GOV-04	% of total workforce trained on governance & ethics issues	Absolute	%	All employees	100%	50%	60%
Anti-Corruption & Anti-Bribery	KPI-GOV-08	Suppliers Covered by Due Diligence on Corruption through Supplier Code of Conduct (SCoC)	Absolute	%	1 per year	1	0	0
Governance & Ethics Certifications and Awards	KPI-GOV-15	Implement ISO 37001:2016 Anti-Bribery Management Systems	Absolute	Number	Company	1	1	1
Information Security	KPI-GOV-17	% of total workforce trained on information security	Absolute	%	All employees	100%	50%	60%
Information Security	KPI-GOV-21	Number of key suppliers/trading partners covered by information security due diligence	Absolute	Number	1 per year	1	0	0
Governance & Ethics Certifications and Awards	KPI-GOV-22	Implement ISO 27001:2022 Information Security Management Systems	Absolute	Number	Company	1	1	1
Corporate Social Responsibility (CSR)	KPI-GOV-23	Number of NGOs/Agencies/CSR Projects supported	Absolute	Number	NA	NA	7	5
Corporate Social Responsibility (CSR)	KPI-GOV-24	Amount spent on CSR Projects	Absolute	Mn INR	NA	NA	5.24	3.52

Our Performances for FY2024-25 vs Targets FY2034-35 to Achieve Relevant SDGs



Awareness Training on ESG



United Nations
Global Compact



SCIENCE
BASED
TARGETS

DRIVING AMBITIOUS CORPORATE CLIMATE ACTION



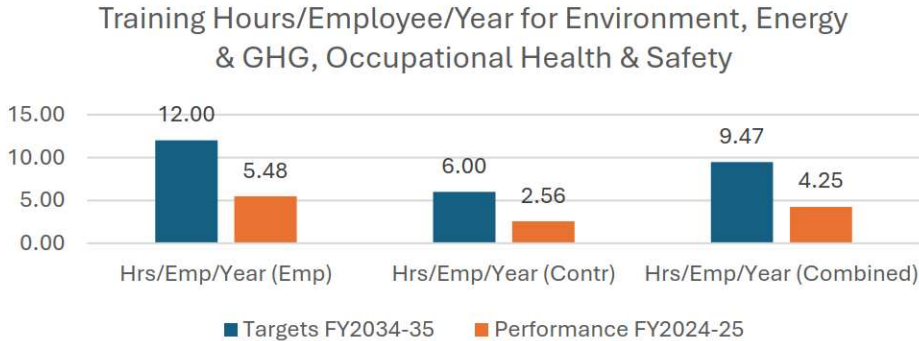
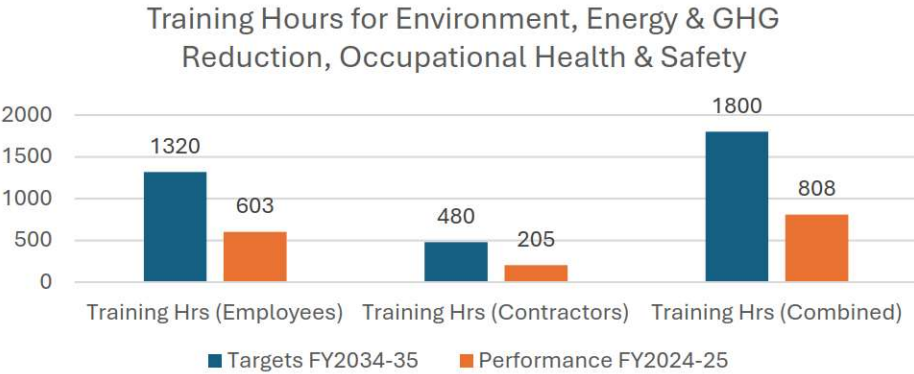
GREENHOUSE
GAS PROTOCOL



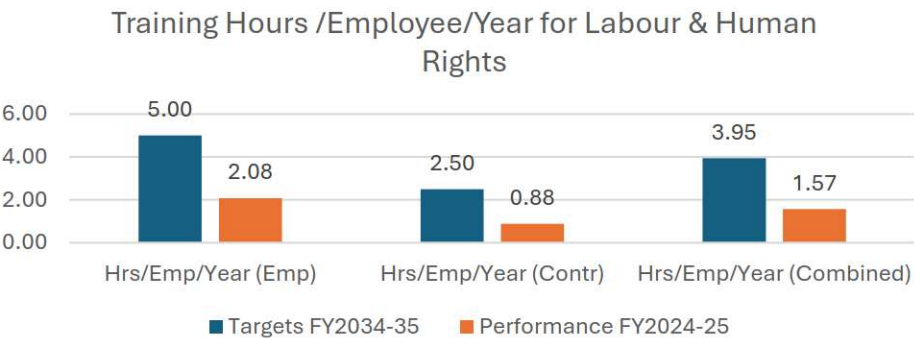
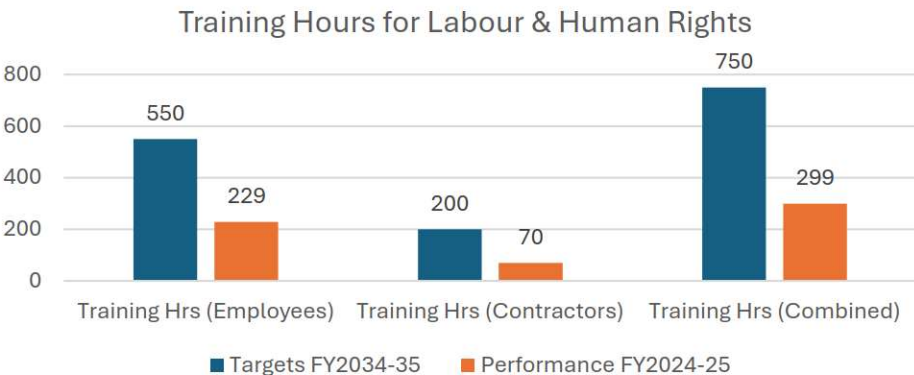
INDIA
GHG
PROGRAM

Promoting profitable, sustainable
and competitive businesses.

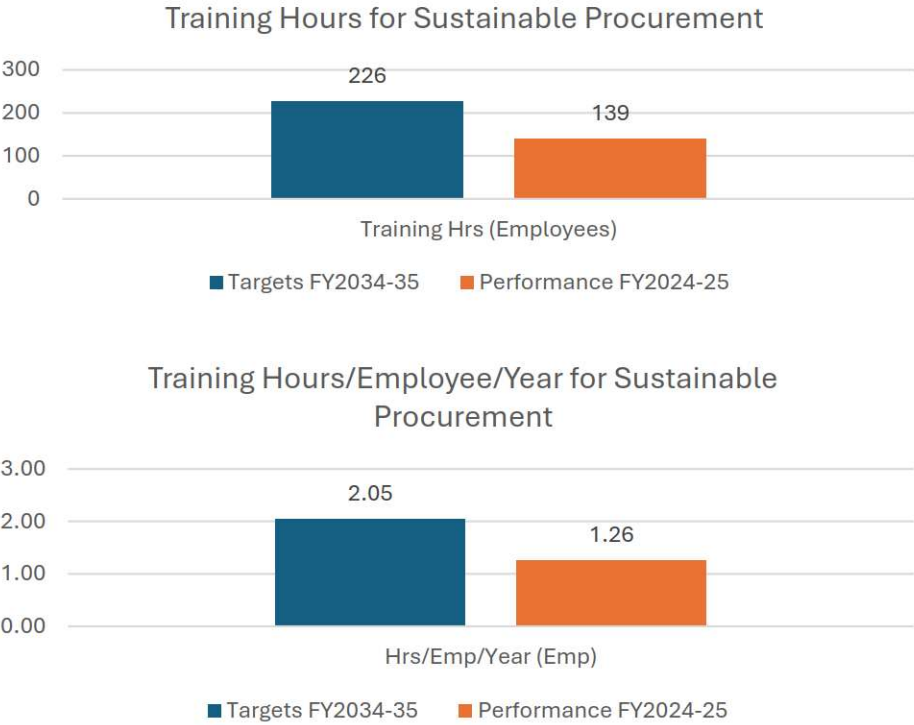
Material Topic-Awareness Training



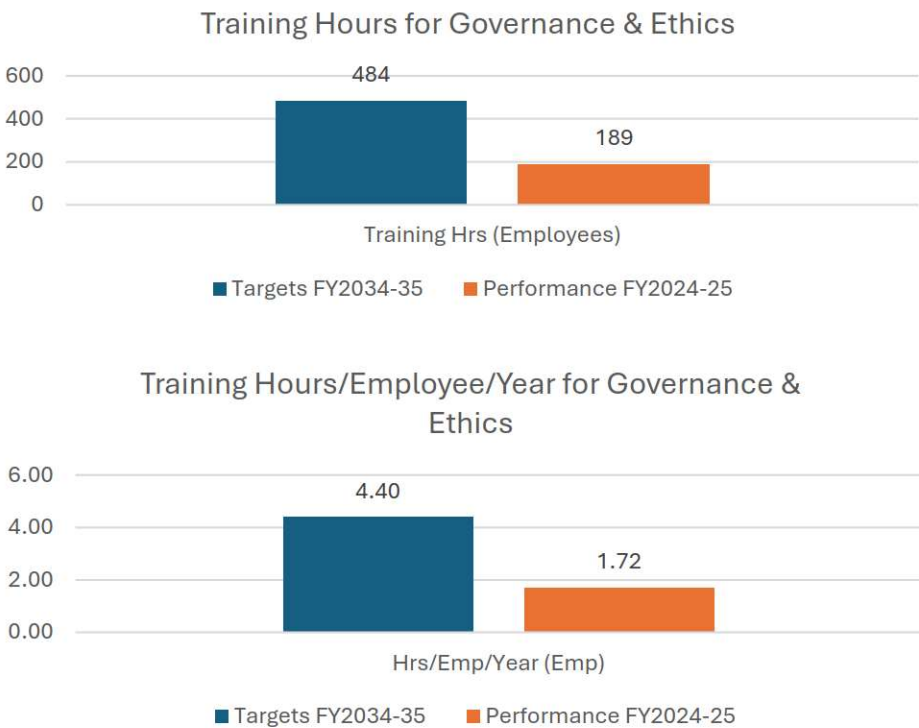
Material Topic-Awareness Training



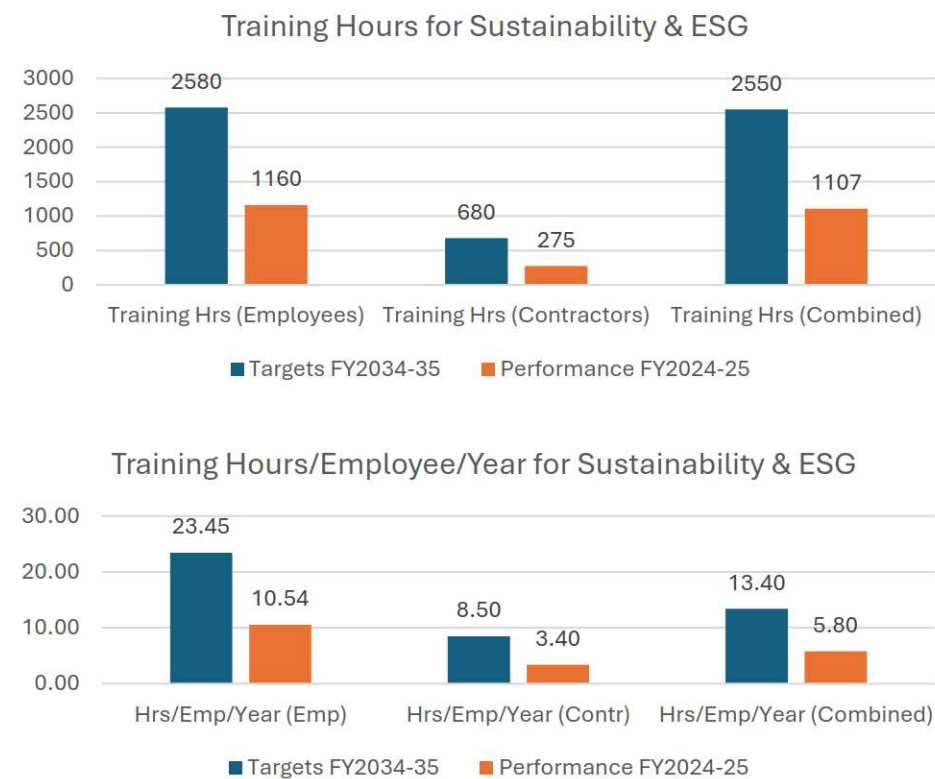
Material Topic-Awareness Training



Material Topic-Awareness Training



Material Topic-Awareness Training





Our Performances for FY2024-25 vs Targets FY2034-35 to Achieve Relevant SDGs

PSCI & Other ESG Audits Updates



Material Topic-PSCI & Other ESG Audits



- **Policy Commitment**

Comply with the requirements of national laws & regulations and internationally recognized Standards like ISO 14001, ISO 45001, ISO 50001, SA 8000, Science Based Target initiative (SBTi), Responsible Care Global Charter (RCGC), AMR Industry Alliance regarding EHS..



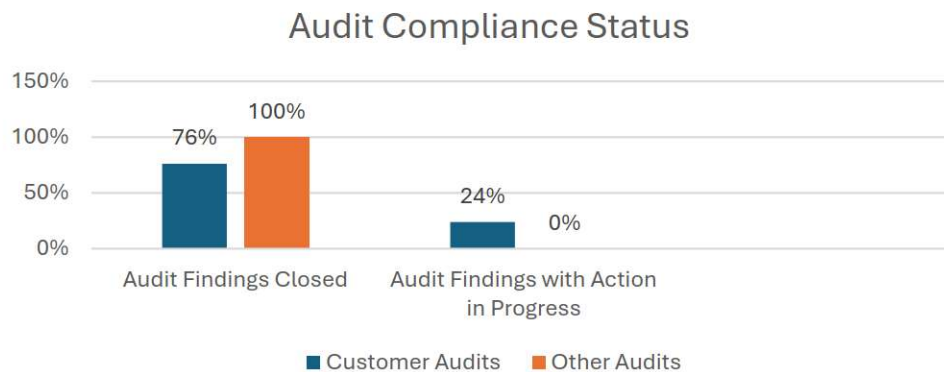

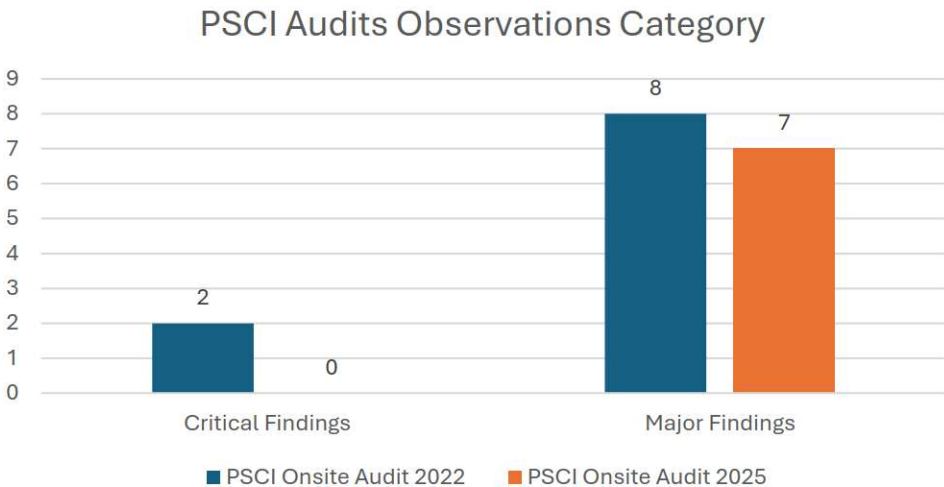
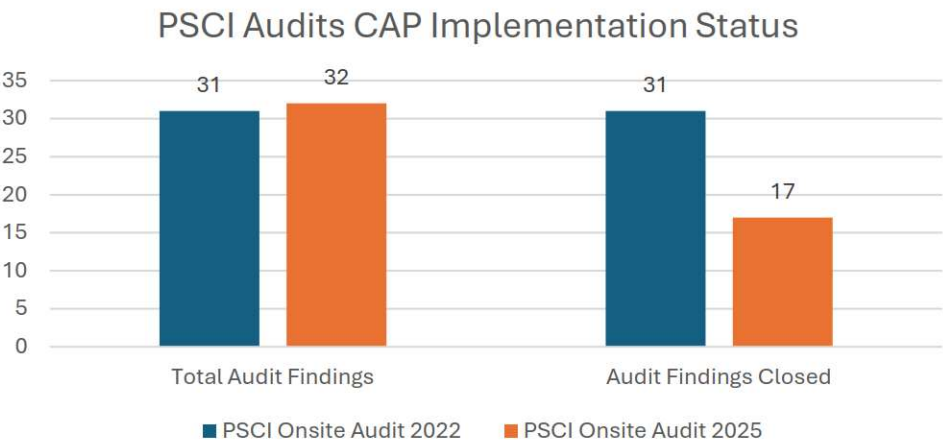
- **Actions implemented**

- Implemented ISO 14001: Environmental Management Systems (EMS), ISO 45001: Occupational Health and Safety management System, ISO 50001: Energy Management system, SA 8000 ; Social Accountability standard and set objectives at relevant functions, level, and processes.
- Plans are in place to achieve management objective including the roadmap, responsibility with targets and availability of resources.

Material Topic-PSCI & Other ESG Audits



- **Outcomes achieved**
- Performances for FY2023-24 & FY2024-25 are shown below:



Material Topic-PSCI & Other ESG Audits




- Continual improvement plans as per Targets FY2034-35 are as follows:

Material Topics	KPI No	Metric	UoM	KPI-Target FY2034-35		KPI-Base Line FY2023-24	KPI-Achieved FY2024-25
PSCI ESG Audits & Corrective Actions	KPI-EHS-85	Number of Critical Observations	Number	Zero Critical Observation	0	2	0
PSCI ESG Audits & Corrective Actions (2022 & 2025)	KPI-EHS-86	% Closure of Corrective Actions	%	100%	100%	100%	57%
PSCI & Other ESG Audits & Corrective Actions	KPI-EHS-87	% Closure of Corrective Actions	%	100%	100%	100%	76%
Other ESG Audits & Corrective Actions	KPI-EHS-88	% Closure of Corrective Actions	%	100%	100%	100%	100%




Certifications & Awards on ESG

Certifications & Awards on ESG



Certifications & Awards on ESG



Certifications & Awards on ESG



Certifications & Awards on ESG



Certifications & Awards on ESG



Our Corporate Social Responsibilities for SDGs Implementation



United Nations
Global Compact



SCIENCE
BASED
TARGETS

DRIVING AMBITIOUS CORPORATE CLIMATE ACTION



GREENHOUSE
GAS PROTOCOL



**INDIA
GHG
PROGRAM**

Promoting profitable, sustainable
and competitive businesses.

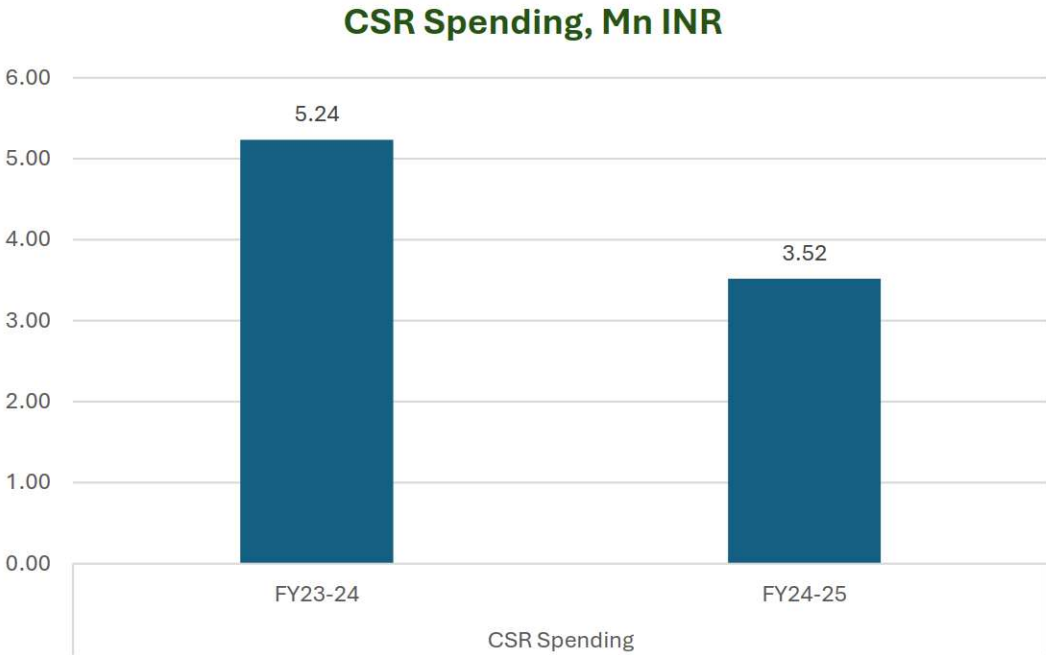
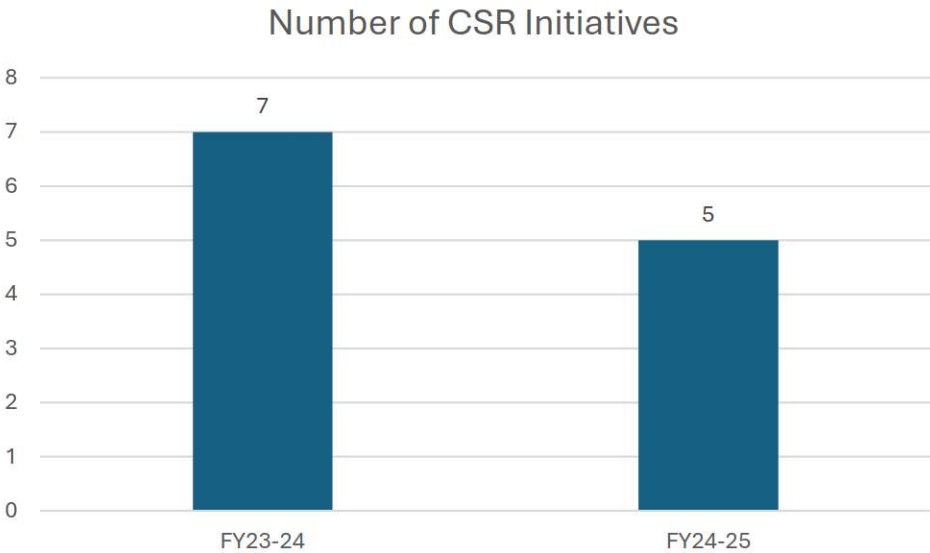
Our Corporate Social Responsibilities for SDGs Implementation



Our Corporate Social Responsibilities for SDGs Implementation



- **Outcomes achieved**
- Performances for FY2023-24 & FY2024-25 w.r.t. Corporate Social Responsibility (CSR) are shown below:



Our Corporate Social Responsibilities for SDGs Implementation



Our CSR Responsibilities

We hereby affirm that the CSR Policy as approved by the board has been implemented and the CSR committee monitors the implementation of the projects and activities in compliance with our CSR objectives.

DIRECTORS' RESPONSIBILITY STATEMENT:

Pursuant to Section 134(5) of the Companies Act, 2013 with respect to the Directors' Responsibility Statement, the Board of Directors of the Company hereby confirms:

- a) that in the preparation of the Annual Accounts, the applicable accounting standards had been followed and there are no material departures;
- b) that they have selected such accounting policies and applied them consistently and made judgments and estimates that are reasonable and prudent so as to give a true and fair view of the state of affairs of the company at the end of the financial year and of the Profit of the Company for that period;
- c) that they have taken proper and sufficient care for the maintenance of adequate accounting records in accordance with the provisions of the Act for safeguarding the assets of the Company and for preventing and detecting fraud and other irregularities;



Our Corporate Social Responsibilities for SDGs Implementation

- d) that they have prepared the annual accounts on a going concern basis; and
- e) the directors, in the case of a listed company, had laid down internal financial controls to be followed by the company and that such internal financial controls are adequate and were operating effectively: **NOT APPLICABLE**
- f) That they have devised proper systems to ensure compliance with the provisions of all applicable laws and that such systems were adequate and operating effectively.

ACKNOWLEDGEMENTS

Your Company will always keep interest of its customers, employees and the stakeholders as a priority and shall reciprocate their confidence reposed in the Company. It has been a mutually beneficial relationship and looks forward to their continued support.

An acknowledgement to all with whose help, cooperation and hard work the Company is able to achieve the results.

For and behalf of the Board of Director
For **NAKODA CHEMICALS LIMITED**

Place: Hyderabad
Date: 4TH July 2025


RAJKUMAR AGRAWAL
MANAGING DIRECTOR
DIN: 02488076


SAROJ AGARWAL
DIRECTOR
DIN: 02487534

Abbreviations



Abbreviations:

AMR	:	Anti-Microbial Resistance
CAPA	:	Corrective Action and Preventive Action
CoC	:	Code of Conduct
EHS	:	Environmental Health Safety
EMS	:	Environmental Management Systems
ENI	:	Environmental Incident
KPI	:	Key Performance Indicator
LTI	:	Lost Time Injury
MS	:	Management Systems
MT	:	Metric Ton
NCL	:	Nakoda Chemical Limited
NDA	:	Non-Disclosure Agreement
OHS	:	Occupational Health & Safety
PiE	:	Pharmaceuticals into Environment
PSCI	:	Pharmaceutical Supply Chain Initiative
PSI	:	Process Safety Incident
SA	:	Social Accountability
SAQ	:	Supplier Assessment Questionnaire
SBTi	:	Science Based Target initiatives
SCoC	:	Supplier Code of Conduct
SUP	:	Supplier
UNGC	:	United Nations Global Compact
ZLD	:	Zero Liquid Discharge



Contact us

Nakoda Chemicals Limited
CIN: U24114TG1989PLC009703
Plot No: 64/A & 65/B, Phase 1
IDA Jeedimetla, Hyderabad
Telangana 500055, INDIA
Tel: +91 40 2344 7755 / 56 / 57
Fax: +91 40 2344 7754
<https://nakodachemical.com/>

Dear Stakeholder,
You may reach us with your valuable feedback/suggestion at:
Nakoda ESG Team esg@nakodachemicals.com

<https://nakodachemical.com/esg/>